



IMAGE MAY VARY FROM ACTUAL PRODUCT

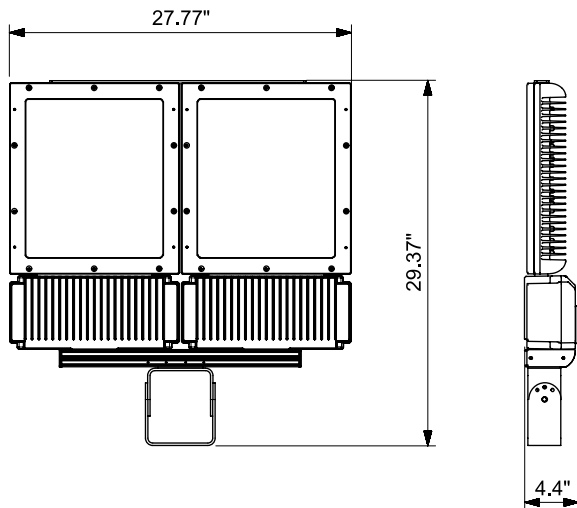
MT LED



PRODUCT DESCRIPTION

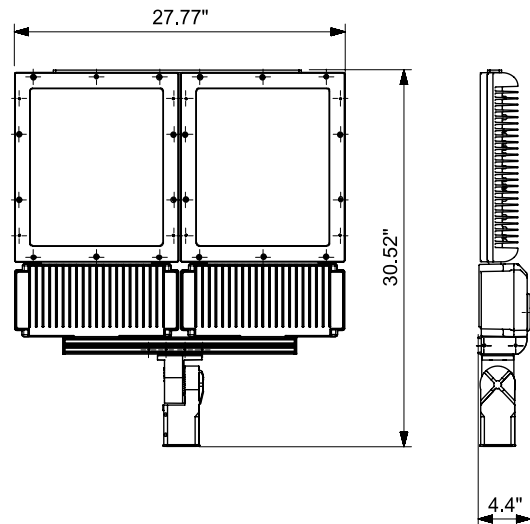
The MT LED is a universal and scalable outdoor LED luminaire. The MT LED can be customized for virtually any type of outdoor lighting application by applying one of several different mounting options to a universal body to create an Area, Flood or Wall Pack luminaire. Four installation methods including Trunnion/Yoke, Slip fitter and Pole mount. The MT LED can be customized for standard on off wall switching, on/off motion sensor switching or multi-level motion sensor switching. The MT LED also comes standard with 0-10V dimming.

SPECIFICATION



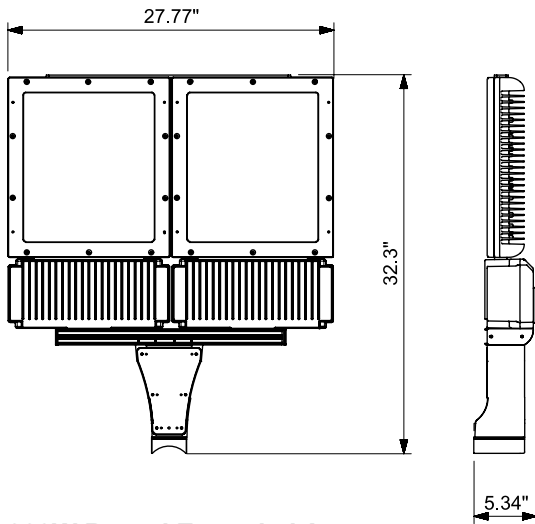
300W Trunnion

Length: 29.37"
 Width: 27.77"
 Height: 4.4"
 Weight: 24kg/55lbs



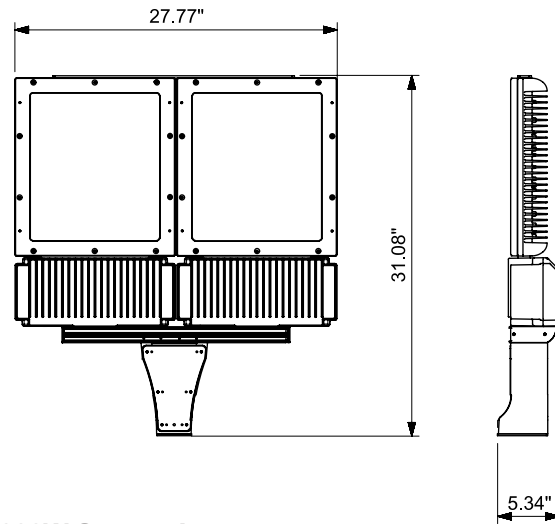
300W Slip Fitter

Length: 30.52"
 Width: 27.77"
 Height: 4.4"
 Weight: 24kg/55lbs



300W Round Extended Arm

Length: 32.3"
 Width: 27.77"
 Height: 5.34"
 Weight: 24kg/55lbs



300W Square Arm

Length: 30.52"
 Width: 27.77"
 Height: 4.4"
 Weight: 24kg/55lbs

Ordering Information

Example: MT300501-MS-TR-70

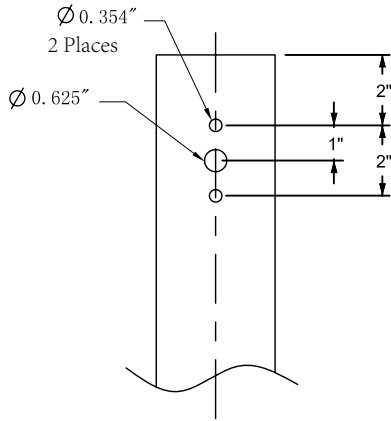
MT	Watts	CCT	Voltage	Controls	Installation	Distribution
MT	300 - 300 Watts	30 - 3000K 40 - 4000K* 50 - 5000K	1 - 120-277V 6 - 347V/ 480V	PC - Standard Twistlock	SF - Slip Fitter AR - Square Arm* TR - Trunnion	III - Type III VN - Type V Narrow VM - Type V Medium 70° VW - Type V Wide 100°

Notice:

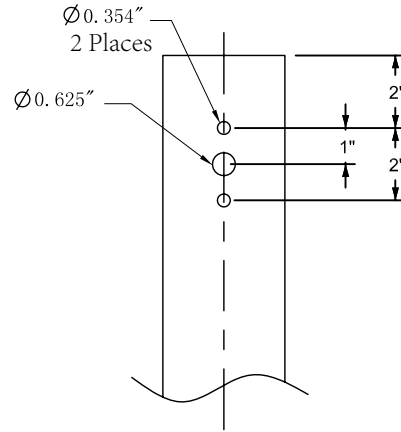
1. Standard Finish as Traditional Bronze.
2. DLC Premium only with 5000K at present.
3. Special Order as other finish color - Ask Customer Service for Details

Driving Templates





DRILLING TEMPLATE ROUND POLE MOUNTING
 4 inch OD Round Pole Mounting Pole






DRILLING TEMPLATE SQUARE POLE MOUNTING
 4 to 6 inch OD Square Pole Mounting Pole



Accessories

SKU	MODEL	IMAGE	DESCRIPTION
90055	MT-Trunion		MT-Flood Light accessory, suitable for mounting MT line 100W/150W/200W/300W to horizontal and vertical surface
90046	MT-Slip Fitter		MT-Flood Light accessory, suitable for mounting MT line 100W/150W/200W/300W to standard 2-3/8" O.D.
90047	MT-Flat 3.15" Extended Arm		MT-Area Light accessory, suitable for mounting MT line 300W to extended square pole
90048	MT- Round 1.81" Extended Arm		MT-Area Light accessory, suitable for mounting MT line 100W/150W/200W/300W to round pole

SKU	MODEL	IMAGE	DESCRIPTION
90007	Multi-Level Motion Sensor		Programmable Multi-Level Motion Sensor(WattStopper, FSP-211 IR)
90062	MT-Square Arm		MT accessory, suitable for mounting MT line 100W/150W/200W/300W to standard square pole
90051	MT-PC		Standard twistlock photocontrol, MT accessory, suitable for MT line 100W/150W/200W/300W
90077	MT-Connection Bracket and Square Arm		MT accessory, used to combine two 150W to 300W
90078	MT-Connection Bracket and Slip Fitter		MT accessory, used to combine two 150W to 300W
90082	MT-Connection Bracket and Trunnion		MT accessory, used to combine two 150W to 300W

PERFORMANCE DATA

LUMEN OUTPUT

Lumen values are measured by third party certified laboratories performed in accordance with IESNA LM-79-08 as well as Lighting Facts listed.

Lumen Ambient Temperature (LAT) Multipliers

Use these factors to determine relative lumen output for average ambient temperature from -40-104°F (-40-40°C).

Watts	Lumen Output	AC Input 120V	CRI	Dist. Type	LPW
300W	36000lm	2.75A	>70	Type III Type VN Type VM Type VW	120

Ambient		Multiplier
Celsius	Fahrenheit	
0	32	1.02
10	50	1.01
20	68	1.00
25	77	1.00
30	86	1.00
40	104	0.99

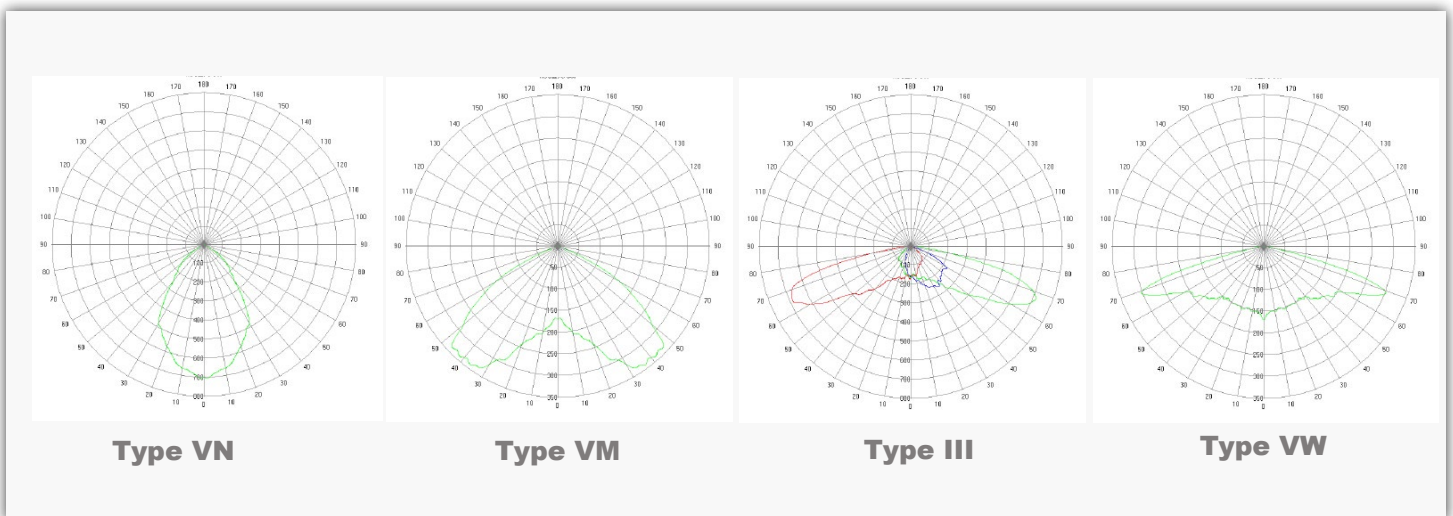
Projected LED Lumen Maintenance

Data references the extrapolated performance projections for the LED MT LED in a 77°F ambient, (tested per IESNA LM-80-08 and projected per IESNA TM-21-11).

Operating Hours	0	10,000	17,000	30,000	110,000
Lumen Maintenance Factor	1.0	0.98(L98)	0.96(L96)	0.92(L92)	0.70(L70)

Photometry

All published luminaire photometric testing performed to IESNA LM-79-08 standards by a NVLAP certified laboratory.




FEATURES



High quality die cast housing



Multiple mounting options.
Trunnion ,Slip Fitter, Pole mounted



Air cooling.
40°C ambient rated.



Precision construction.
IP 66 rated.

INSTALLATION OPTIONS

OPTION 1: AREA LIGHT WITH ARM



Square Pole: with SKU 90047



Round Pole: with SKU90048 and SKU90047

OPTION 2: UNIVERSAL SLIP FITTER INSTALLATION



OPTION 3: TRUNNION INSTALLATION



PRODUCT SPECIFICATIONS

CONSTRUCTION & MATERIALS

- Housing is all aluminum construction
- Terminal block for power input suitable for 18 AWG wire
- Luminaire sides are rugged die cast aluminum with integral, weathertight LED driver compartments and high performance heat sinks

System Wattage	Max THD (%)	Power Factor	Power Efficiency	Replaces/ Equiv(MH)
300W	20	>0.9	93%	1000W

Ref#: AB10001-20502

ELECTRICAL SYSTEM

- Input Voltage: 120-277V , 347V/ 480V
- 50/60Hz
- Minimum Ambient -40°C, maximum ambient 40°C
- Power Factor: > 0.9 at full load
- Total Harmonic Distortion: < 20% at full load
- Integral 10KV surge suppression protection standard

Effective Project Area

100W/150W/200W EPA=1.46 max (depending on mounting type)
 300W EPA=1.52 max (depending on mounting type)

CERTIFICATIONS AND QUALIFICATIONS

- ETL Listed
- Suitable for wet location
- IP66 rated
- DLC Premium qualified
- RoHS compliant

MT LED RATED LIFE

Ambient Temp in	73°F	104°F	113°F	122°F
300W Rated Life	103,000H	89,000H	86,000H	83,000H

BUG RATING

Model	BUG Rating
MT300501-III	B3-U0-G4
MT300501-VW	B5-U0-G3

Warranty

Twelve year limited warranty. Full warranty terms located at www.abovealllighting.com/warrantystatements/

Note: Specifications subject to change without notice.