

LED LINEAR HIGH BAY

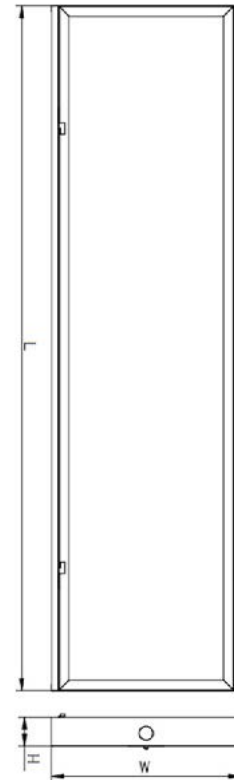
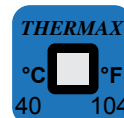


PRODUCT DESCRIPTION

LED High Bay Light fixture is for indoor industrial applications, wattages include 120W, 150W and 185W. They are designed to replace T8 and T5 fluorescent as well as HID fixtures. Heavy gauge steel body with welded frame construction resists twisting and bowing. Universal voltage 120-277V, 0-10V driver for optional controls.

SPECIFICATION

120W, 150W	185W
Length: 47.24"	Length: 47.24"
Width: 13.78"	Width: 19.7"
Height: 2"	Height: 2"
Max. Weight: 15.21 lbs	Max. Weight: 20.01 lbs



Ordering Information

Example: LHB120501MSO-82

Linear High bay	Watts	CCT	Voltage	Controls	Beam Angle
LHB	120 - 120 Watts	35-3500K	1-120V-277V	MS - Motion Sensor	82 - 82°
	150 - 150 Watts	40-4000K		MSO - ON/OFF Motion Sensor	
	185 - 185 Watts	50-5300K		EBU - Emergency Battery Backup	

Notice:

* Standard Finish as White. Special Order as other finish color - Please Ask Customer Service for Details.

PERFORMANCE DATA

LUMEN OUTPUT

Lumen values are measured by third party certified laboratories performed in accordance with IESNA LM-79-08 as well as Lighting Facts listed.

Watts	Lumen Output	AC Input 120V	Measured Watts	CRI	CCT	LPW*
120W	16480	1.10A	120W	82	5000K	138
150W	20600	1.38A	150W	82	5000K	136
185W	25300	1.70A	185W	84	5000K	138

*LPW tested without lens

Projected LED Lumen Maintenance

Data references the extrapolated performance projections for the LED Linear High Bay in a 77°F ambient, (tested per IESNA LM-80-08 and projected per IESNA TM-21-11).

Lumen Ambient Temperature (LAT) Multipliers

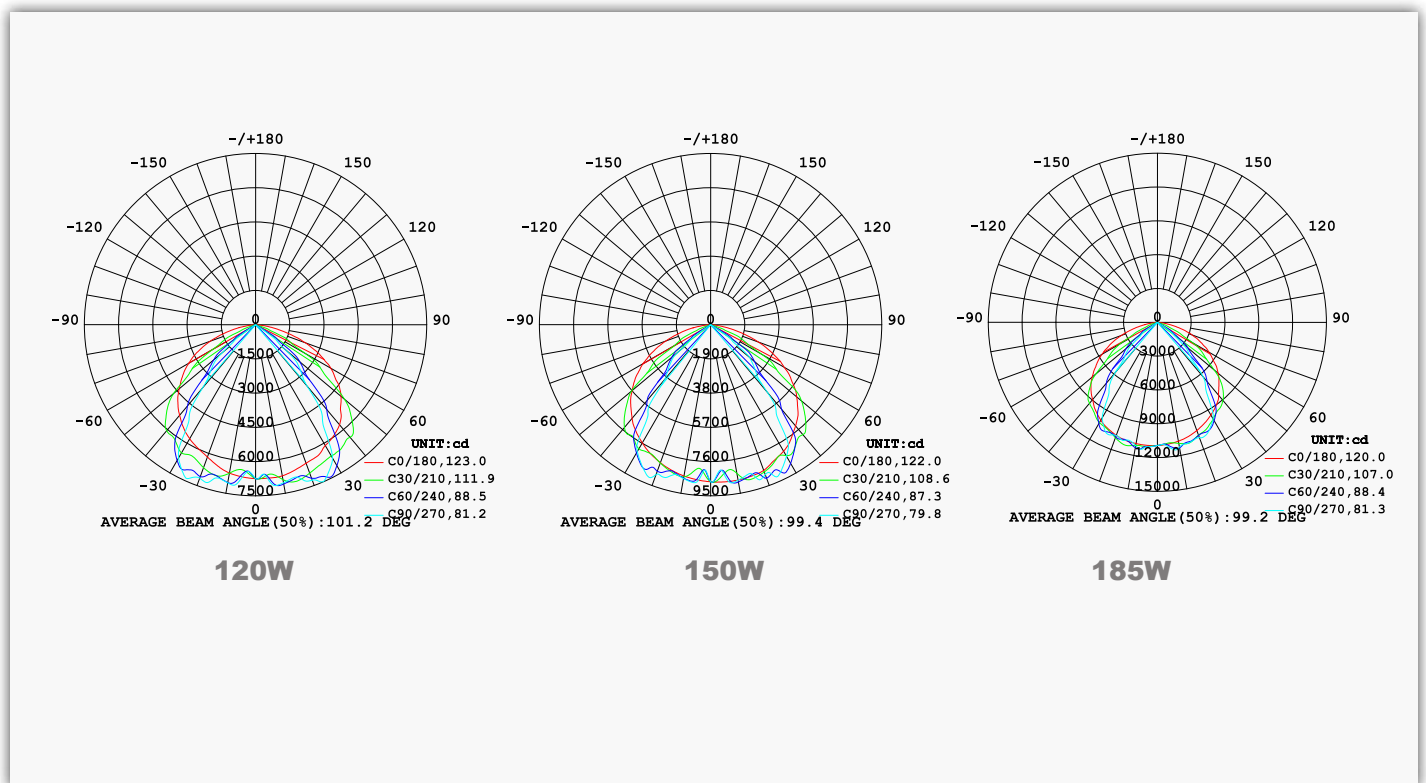
Use these factors to determine relative lumen output for average ambient temperature from -4-104°F (-20-40°C)

Ambient		Multiplier
Celsius	Fahrenheit	
0	32	1.02
10	50	1.01
20	68	1.00
25	77	1.00
30	86	1.00
40	104	0.99

Operating Hours	0	10,000	18,000	32,000	120,000
Lumen Maintenance Factor	1.0	0.98(L98)	0.96(L96)	0.92(L92)	0.70(L70)

Photometry

All published luminaire photometric testing performed to IESNA LM-79-08 standards by a NVLAP certified laboratory.



PRODUCT SPECIFICATIONS

ELECTRICAL SYSTEM

- Input Voltage: 120-277V
- 50/60Hz
- Class 1 drivers
- Minimum Ambient -20°C, Maximum Ambient is 40°C
- Power Factor: > 0.99
- Total Harmonic Distortion: < 20% at full load
- Integral 4KV surge suppression protection standard

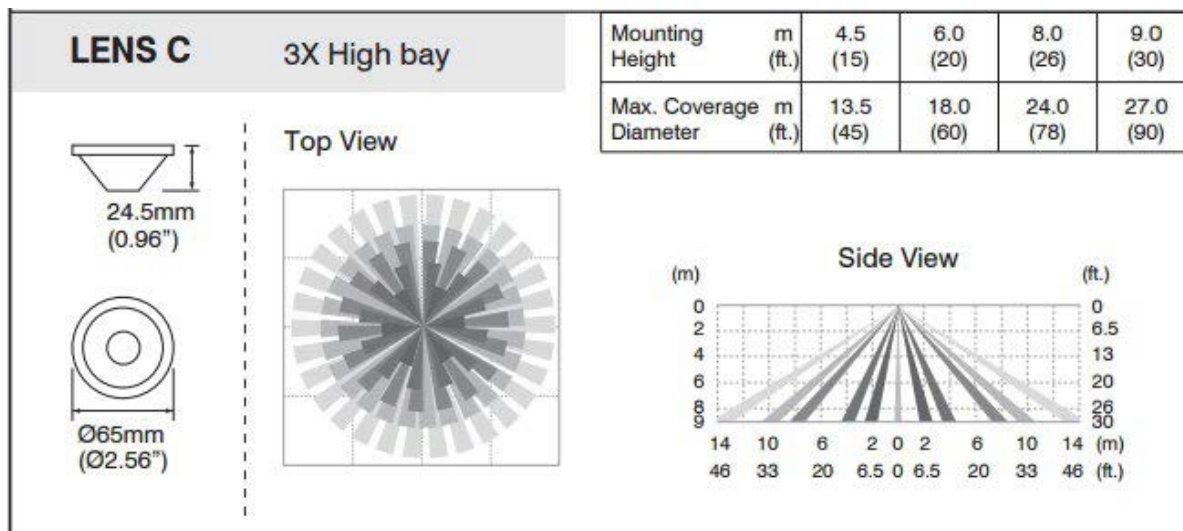
System Wattage	Max THD (%)	Power Factor	Power Efficiency	Replaces/ Equiv.(FL)
120W	20	>0.99	92%	6 Lamp - 32W T8
150W	20	>0.99	92%	4 Lamp - 54W T5
185W	20	>0.99	92%	8 Lamp - 32W T8

CERTIFICATIONS AND QUALIFICATIONS

- cETLus Listed
- Damp location
- DLC Premium qualified. Please refer to <http://www.designlights.org/QPL> for most current information
- RoHS compliant

MOTION SENSOR (MS) OPTION


- Multi-level motion sensor
- Coverage: 3X High Bay
- Daylight harvesting
- 8 different control modes selectable via rotary DIP switch



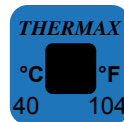
Thermal Dot Technology

Ambient temperature is normal

Ambient temperature is too high



Normal





Too Hot

The ABOVE ALL Thermal Dot Technology, also known as TDT indicator, is used to qualify ABOVE ALL Linear High Bay Fixtures in applications that are suspected to be “too hot” for LED such as warehouses, airplane hangars, mills and other manufacturing facilities that can reach high temperatures up at ceiling heights where the fixtures are installed.



How to use ABOVE ALL TDT indicator:

- Install ABOVE ALL Linear High Bay Fixtures in a suspect application as you would normally.
- Notice the TDT indicator is bright white in the center.
- Operate the fixture for 100 hours. We recommend 100 continuous hours (4 days) if possible, otherwise note the “on” hours and check the TDT indicator on or about the 100th hour.
- If the TDT indicator is still white, your application is compatible with the ABOVE ALL Linear High Bay Fixture of the same wattage. However, if the TDT indicator has changed from white to black, it is indicating that the driver is overheated in this application. Continuous use of the product in the application may result in premature failure or accelerated lumen depreciation.

Accessories

SKU	MODEL	IMAGE	DESCRIPTION
90019	LHB-CLEAR-S		Clear Lens including frame for Linear High Bay, suitable for 120W and 150W
90072	LHB-CLEAR-L		Clear Lens including frame for Linear High Bay, suitable for 185W

Accessories

SKU	MODEL	IMAGE	DESCRIPTION
90115	LHB-FROSTED-S		Frosted Lens including frame for Linear High Bay, suitable for 120W and 150W
90116	LHB-FROSTED-L		Frosted Lens including frame for Linear High Bay, suitable for 185W
90021	LHB-WG-S		Wire Guard for Linear High Bay, suitable for 120W and 150W
90006	LHB-WG-L		Wire Guard for Linear High Bay, suitable for 185W
90097	LHB 120V Plug and Cord		120V molded plug and cord for LHB with pipe clamp for strain relief
90098	LHB 277V Plug and Cord		277V molded plug and cord for LHB with pipe clamp for strain relief

LINEAR HIGH BAY RATED LIFE

Ambient Temp in	73°F	104°F	122°F
120W Rated Life	120,000 H	100,000 H	54,000 H
150W Rated Life	120,000 H	120,000 H	60,000 H
185W Rated Life	120,000 H	70,000 H	35,000 H

Warranty

Five year limited warranty. Full warranty terms located at www.abovealllighting.com/warrantystatements

Note: Specifications subject to change without notice.