



ABOVE ALL

www.AboveAllLighting.com

THE MOON SERIES

*LED Architectural
Luminaires*

Above All Other Lighting





STATE OF THE ART AND GRACEFUL DESIGN

The Moon series is specially designed to create comfortable, healthy, and natural light for people.

It can be used in many applications such as sidewalks, factories, schools, gardens, courtyards, parking lots and parks etc.

The idea of main body is from the Moon, elegant and mysterious. To the dark night it brings a glimmer of light and a trace of warmth. It brings the people, light and environment together in harmony. The idea of the whole fixture is from the diamond; shiny and charming.

The low profile design is classic and natural and will look appropriate in any application.



TECHNICAL SPECIFICATIONS

LEDs:

High Lumen output, high color rendering index, long-life LEDs. More than 100,000 hours L70 lifespan based on IESNA LM-80 results and IESNA TM-21 calculations in a 77°F ambient.

LED Driver:

Philips waterproof driver, integral 0-10V dimming with high performance. Power factor is 99%. No electromagnetic interference.

Lumen Package:

Ranging from 3,600 to 11,000 lumen for post top application and 4,500 to 13,000 lumen for LowBay and parking garage and canopy application.

CCT/CRI:

5000K/70CRI, 4000K/70CRI, 3000K/70CRI.

IP Rating:

Luminaires are rated IP66.

Construction & Materials:

Durable and light-weight die-cast ADC12 aluminum housing and extruded aluminum support arms. Cast Aluminum Post Top Tenon Fitter designed to slip over a standard 2 3/8" and 3" tenon. Ease of installation.

Color Finish:

Fixture are chemically pretreated through 8 stages and finished with thermoset and corrosion resistant polyester powder coat. 3 to 5 mils nominal thickness. Finish is oven-baked at 400°F to 570°F for 30 to 45 minutes. It can withstand extreme weather changes without cracking or peeling. Available in standard dark bronze color and aluminum silver color and custom colors.

Suggested Replacement

35W to replace 100-150W HID/100W HPS

50W to replace 150-175W HID/ 100-150W HPS

75W to replace 175-250W HID/ 200W HPS

100W to replace 250-400W HID/ 250W HPS

Warranty:

12 years limited warranty under the ambient of -40°F to 104°F and 10 years limited warranty under the ambient of -40°F to 122°F.

Listings:

- ETL listed, suitable for wet locations.
- DLC Listed
- IP66 Rated.
- LM79 and LM80
- RoHS compliant



CONSTRUCTION FEATURES

Top:
Die-casting aluminum.

LED Driver:
Philips waterproof driver, integral 0-10V dimming.

Gasket:
Extruded silicone gasket for complete weatherproof sealing.

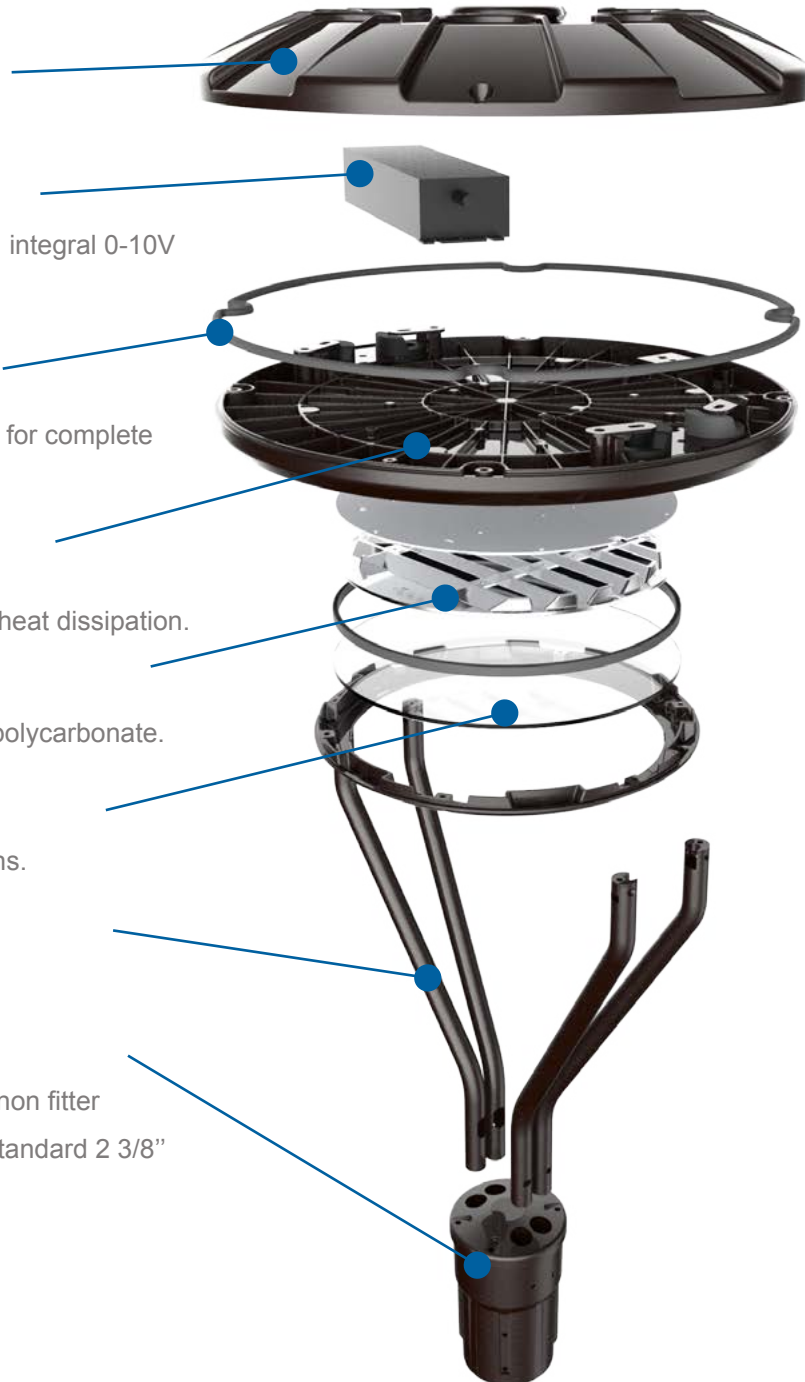
Heat Sink:
Air-flow fins for superior heat dissipation.

Reflector:
Buyer aluminum plated polycarbonate.

Lens:
Clear tempered glass lens.

Support Arms:
Extruded aluminum.

Post Top Tenon Fitter:
Die-casting aluminum tenon fitter designed to slip over a standard 2 3/8" and 3" tenon



Optional Motion Sensor:
Used in conjunction with Dimming Controls. Energy Savings.



Optional Controls:
NEMA 3-PIN / 7-PIN photocontrol receptacle. Energy Savings.



Surge protection Device:
Integral Philips 10KA surge suppression protection as standard. Guaranteeing a longer projected life.



LED and Reflector:
High performance Samsung and LG LED chip. Premium optical systems featuring 95% reflectivity.



**The Real Solution For
Versatile Urban Lighting**

ORDERING INFORMATION

Example: MPT35501-MS-L3B-P1-V

Moon Series Post Top	Watts	CCT	Voltage	Control	Installation	Distribution	Finish
MPT	35 - 35W	30 - 3000K	1 - 120-277V	MS - L3B - Motion Sensor²	P1 - 2 3/8" or 3" Tenon Pole	V - Type V III - Type III	Blank - Dark Bronze
	50 - 50W	40 - 4000K	6 - 347/480V¹	With Black L3 Lens			AL- Aluminum Silver
	75 - 75W	50 - 5000K		PC - Photoelectric Control			
	100-100W			7P-7 Pin Receptacle³			

Notes:

1. 347/480V is available for 50W and 75W. No controls for 347/480V.
2. Different lens for motion sensor. Please check the motion sensor manual for more information.
3. Shorting cap included.

Ordering Information

Example: MLB75501-MS-L7B

Moon Series Low Bay and Garage Light Fixture	Watts	CCT	Voltage	Control	Distribution	Finish
MLB	35 - 35W	30 - 3000K	1 - 120-277V	MS - L7B-Motion Sensor with Black L7 Lens ²	Blank - 120°	Blank - Dark Bronze
	50 - 50W	40 - 4000K	6 - 347/480V¹			AL- Aluminum Silver
	75 - 75W	50 - 5000K				
	100-100W					

Notes:

1. No controls for 347/480V.
 2. Black L7 lens is standard.
- Special Order-Ask Customer Service for Details.

Accessories-Order Separately, Field Installed		
Part #	Order Code	Description
MLB-HM	90194	Hook for moon series lowbay and parking garage fixture

* If without accessory, it is suitable for pendant mount and surface mount.

PERFORMANCE

Post Top

Input Watts: 35W/50W/75W /100W

Input Voltage: 120-277V

Output Lumens (@5000K): 3675lm/5250lm/ 7875lm /10500lm

Replaces (MH): 150W/175W/250W/320W

Lumen Per Watt: 105

Color Accuracy (CRI): >70

Working Temperature: -40-104 °F (-40-40 °C)

Low Bay and Parking Garage Fixture

Input Watts: 35W/50W/75W/100W

Input Voltage: 120-277V

Output Lumens (@5000K): 4550lm/6500lm/9750lm /13000lm

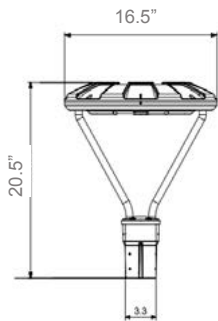
Replaces (MH): 150W/175W/250W/320W

Lumen Per Watt: 130

Color Accuracy (CRI): >70

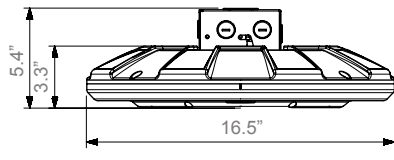
Working Temperature: -40-104 °F (-40-40 °C)

DIMENSIONS



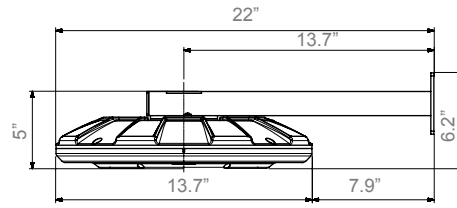
Spider Post Top Mount

For standard 2 3/8" and 3" tenon or pole.



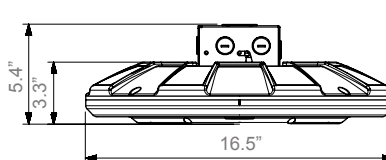
Pendant Mount

3/4" pendant mounting adapter for High/Low Bay and Parking Garage Light



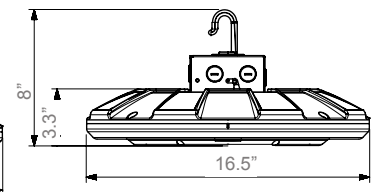
Stright Arm Mount

For square pole



Surface Mount

For High/Low Bay and Parking Garage Light




Hook Mount


Especially for High/Low Bay Light





www.AboveAllLighting.com

ABOVE ALL Lighting, Inc.

 1501 Industrial Way N.
Toms River, NJ 08755

 866-222-8866

 info@abovealllighting.com

 www.AboveAllLighting.com

©2017 ABOVE ALL all rights reserved

