

# SMT LED AREA LIGHT



## PRODUCT DESCRIPTION

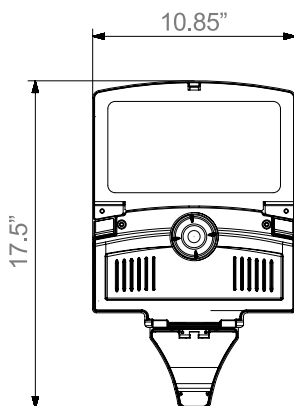
The SMT series distills the benefits of the latest in LED technology into a high performance, high efficacy, long-life luminaire. The outstanding photometric performance results in sites with excellent uniformity, greater pole spacing and lower power density. It is a better alternative for traditional street and area lighting with quick payback and improved performance. It is widely used for Roadway, parking lots, walkways and general area spaces.

## FEATURES

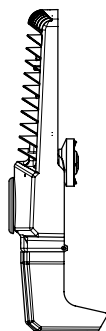
1. Low profile design, minimizing wind load.
2. Heavy duty construction with die casting aluminum housing.
3. Polycarbonate with tempered glass lens doesn't fade and discolor.
4. Versatile mounting options for square pole, round pole and wall mounting.
5. Option of controls for maximum energy savings.
6. Full distributions to cover various applications.
7. Integral 10kV surge suppression protection.

## SPECIFICATION

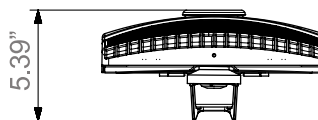
### Arm Mount



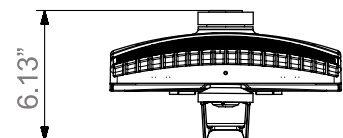
FACE VIEW



SIDE VIEW

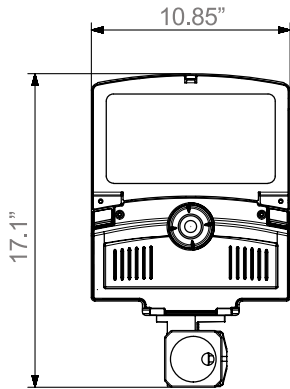


FRONT VIEW

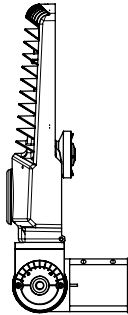


FRONT VIEW  
WITH RECEPTACLE

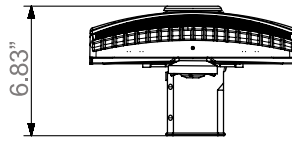
### Slipfitter Mount



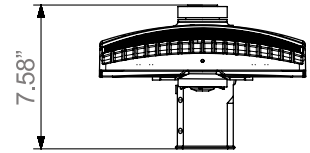
FACE VIEW



SIDE VIEW

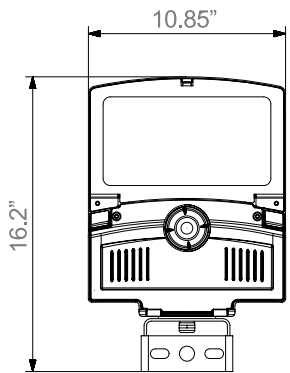


FRONT VIEW

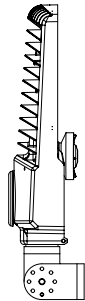


FRONT VIEW  
WITH RECEPTACLE

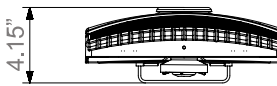
### Trunnion Mount



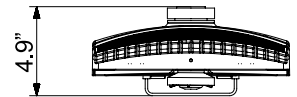
FACE VIEW



SIDE VIEW



FRONT VIEW



FRONT VIEW  
WITH RECEPTACLE



Arm Mount



Trunnion Mount



Slipfitter Mount

Approximate Net Weight	10 lbs
Dimension W/O Mounting Brackets (L*W*H):	13.20"*10.85"*3.20"
Effective Project Area (EPA)	-with Arm, EPA = 0.53 ft <sup>2</sup>
	-with Slipfitter, EPA = 0.55 ft <sup>2</sup>
	-with Trunnion, EPA = 0.47 ft <sup>2</sup>

**Ordering Information**
**Example: SMT40401-7P-SAR-T2**

SMT	Watts	CCT	Voltage	Control	Installation	Distribution	Finish
<b>SMT</b>	<b>40 - 40W</b>	<b>30 - 3000K</b>	<b>1 - 120-277V</b>	<b>Blank</b> - None	<b>SAR</b> - Square Pole Arm	<b>T2</b> - Type II	<b>Blank</b> - Dark Bronze
	<b>60 - 60W</b>	<b>40 - 4000K</b>	<b>2 - 347V<sup>1</sup></b>	<b>MS-L3B</b> - Motion Sensor with Black L3 Lens <sup>4</sup>	<b>RAR</b> - Round Pole Arm	<b>T3</b> - Type III	<b>AL</b> - Aluminum Silver
	<b>80 - 80W</b>	<b>50 - 5000K</b>	<b>3 - 480V<sup>2</sup></b>	<b>MS-L3W</b> - Motion Sensor with White L3 Lens <sup>4</sup>	<b>TR</b> - Trunnion	<b>T4</b> - Type IV	
			<b>6 - 347/480<sup>3</sup></b>	<b>PC</b> - Photoelectric Control	<b>SF</b> - Slip Fitter <sup>6</sup>	<b>T5</b> - Type V	
				<b>7P</b> - 7 Pin PE Receptacle <sup>5</sup>			

**Notes:**

1. 347V is only used with photoelectric control .
2. 480V is only used with photoelectric control.
3. If choose 347/480V, please do not choose photoelectric control.
4. The standard MS L3 lens is suitable for the mounting height of 20ft (6m) Max. If higher than 20ft (6m), please contact Customer Service to choose L7 lens. Motion sensor is NOT available for 40W with 347/480V.
5. Shorting cap included..
6. The slip fitter fits a 2 3/8" O.D. tenon or pole.

## PERFORMANCE DATA

### LUMEN OUTPUT

Lumen values are measured by goniophotometers system

### Lumen Ambient Temperature (LAT) Multipliers

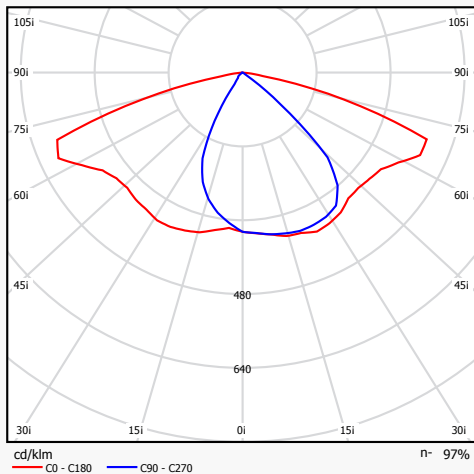
Use these factors to determine relative lumen output for average ambient temperature from -40-122°F (-40-50°C)

System Watts	Lumen Output	AC Input 120V	CRI	Dist. Type	CCT	LPW
40W	4600lm	0.35A	>70	Type V	5000K	<b>115</b>
60W	6900lm	0.55A				<b>115</b>
80W	9200lm	0.68A				<b>115</b>

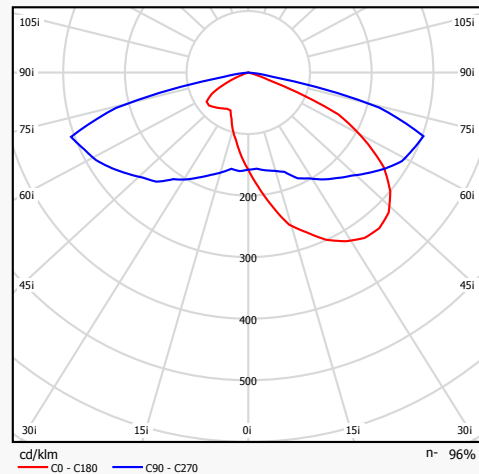
Ambient		Multiplier
Celsius	Fahrenheit	
0	32	1.02
10	50	1.01
20	68	1.00
25	77	1.00
30	86	1.00
40	104	0.99

### Photometry

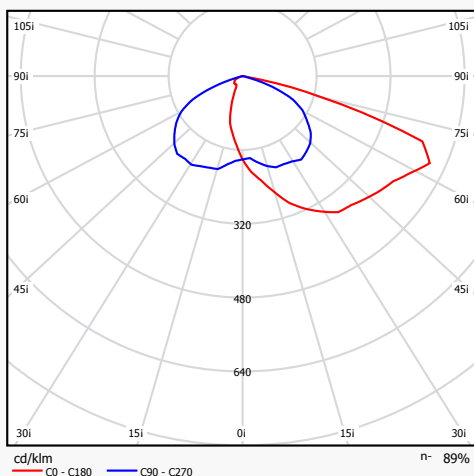
All published luminaire photometric testing performed to IESNA LM-79-08 standards by a NVLAP certified laboratory.



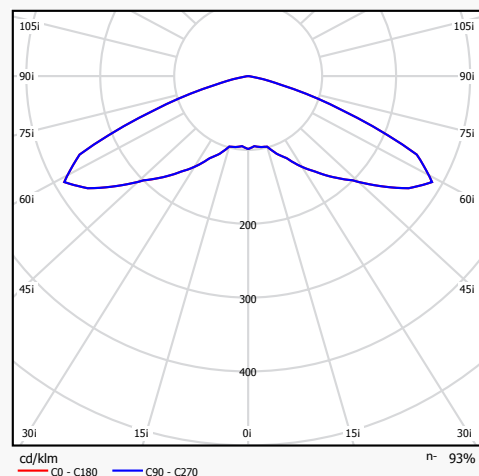
**Type II**



**Type III**



**Type IV**



**Type V**

## PRODUCT SPECIFICATIONS

### CONSTRUCION & MATERIALS

- Housing is aluminum construction
- Polycarbonate with tempered glass lens
- Luminaire sides are rugged die cast aluminum with integral, weathertight LED driver compartments and high performance heat sinks

### ELECTRICAL SYSTEM

- Input Voltage: 100-277V, 347-480V, 50/60Hz
- Power Factor : > 0.9 at 120V
- Total Harmonic Distortion: < 20% at 120V
- Designed with 0-10V dimming capabilities.
- Integral 10kV surge suppression protection standard.
- Minimum Ambient -40°F, maximum ambient 122°F

System Wattage	Max THD (%)	Power Factor(at 120Vac)	Power Efficiency	Replaces/ Equiv.(HPS)
40W	20	>0.9	93%	70-100W
60W	20	>0.9	93%	100-150W
80W	20	>0.9	93%	150-200W

Ref#:11811-11127

### CERTIFICATIONS AND QUALIFICATIONS

- ETL listed
- IP66 rated
- DLC Premium qualified. Please refer to <http://www.designlights.org/QPL> for most current information
- RoHS compliant

### SMT LED RATED LIFE

Performed to ISTMT standards

Ambient Temp in	73°F	104°F	113°F	122°F
80W Rated Life	100,000H	100,000H	90,000H	65,000H

### Warranty

Ten year limited warranty. Full warranty terms located at [www.abovealllighting.com/warrantystatements/](http://www.abovealllighting.com/warrantystatements/)

**Note:** Specifications subject to change without notice.