

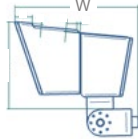
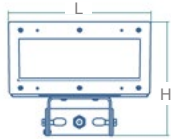
LED V-Line Flood Light



PRODUCT DESCRIPTION

LED V-Line flood light series create a powerful, customizable tool for implementing a designer's vision for nighttime facade lighting. With the ability to create extraordinary designs specific to the site, this powerful luminaire is extremely versatile for all lighting applications. It uses a die-casted aluminum housing, aerodynamic, and modern design. It is ideal to replace a halogen. High Quality Outdoor Powder Coat Finish. Three installation ways in trunnion, slip fitter and knuckle.

SPECIFICATION



26W, 38W, 52W

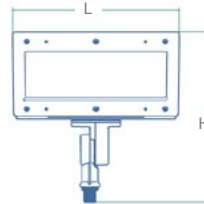
Trunnion

Length: 10.63"(270mm)

Width: 9.17"(233mm)

Height: 8.47"(215mm)

Max. Weight: 12.5 lbs



26W, 38W, 52W

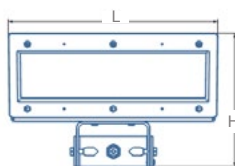
Knuckle

Length: 10.63"(270mm)

Width: 8.85"(225mm)

Height: 10.35"(263mm)

Max. Weight: 14 lbs



80W, 100W & 120W

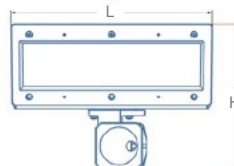
Trunnion

Length: 13.46"(342mm)

Width: 9.09"(231mm)

Height: 8.47"(215mm)

Max. Weight: 16.1 lbs



80W, 100W & 120W

Slip Fitter

Length: 13.46"(342mm)

Width: 8.39"(210mm)

Height: 9.69"(246mm)

Max. Weight: 17.3 lbs

Ordering Information
Example: FL26504-PC-TR

Flood Light	Watts	CCT	Voltage	Controls	Installation
FL	26 - 26 Watts	30 - 3000K ¹	1 - 120-277V	PC - Photo Control ³	SF - Slip Fitter ⁴
	38 - 38 Watts	40 - 4000K	4 - 120V		TR - Trunion
	52 - 52 Watts	50 - 5000K	5 - 277V		KN - Knuckle ⁵
	70 - 80 Watts		6 - 347V/ 480V ²		
	100 - 100 Watts				
	120 - 120 Watts				

Notice:

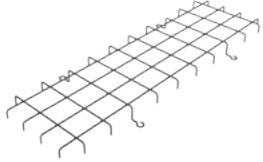
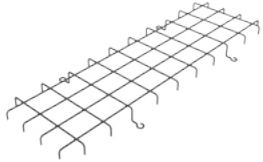
- 3000K DLC Premium only qualified with 26W, 38W and 52W.
- 347V/480V input is unavailable in 26W and 38W.
- PC is only for 120V or 277V. Without PC, please choose 120-277V.
- 2-3/8" slip fitter is commonly used to 80W, 100W and 120W. Optional for 26W, 38W and 52W.
- 1/2" knuckle is only for 26W, 38W, and 52W.

* Standard Finish as Dark Bronze. Special Order as other finish color - Please Ask Customer Service for Details.

Accessories

SKU	MODEL	IMAGE	DESCRIPTION
90037	Glare shield-S1 3.5"Height		Suitable for V-line flood light 26W/38W/52W
90038	Glare shield-L1 3.5"Height		Suitable for V-line flood light 80W/100W/120W

Accessories

SKU	MODEL	IMAGE	DESCRIPTION
90180	V-Line FL Wire guard-S1		Suitable for V-Line flood light 26W/38W/52W
90181	V-Line FL Wire guard-L1		Suitable for V-Line flood light 80W/100W/120W

PERFORMANCE DATA

LUMEN OUTPUT

Lumen values are measured by third party certified laboratories performed in accordance with IESNA LM-79-08 as well as Lighting Facts listed.

Watts	Lumen Output	LPW	Measured Watts	CCT	CRI	AC Input 120V	IES Type
26W	3061	123	25W	5000	>70	0.24A	7Hx5V
38W	5100	126	41W	5000	>70	0.35A	7Hx5V
52W	6643	128	52W	5000	>70	0.48A	7Hx5V
80W	9619	121	80W	5000	>70	0.74A	7Hx5V
100W	12014	119	101W	5000	>70	0.91A	7Hx5V
120W	14185	117	121W	5000	>70	1.1A	7Hx5V

Lumen Ambient Temperature (LAT) Multipliers

Use these factors to determine relative lumen output for average ambient temperature from -40 -104°F (-40-40°C)

Ambient		Multiplier
Celsius	Fahrenheit	
0	32	1.02
10	50	1.01
20	68	1.00
25	77	1.00
30	86	1.00
40	104	0.99

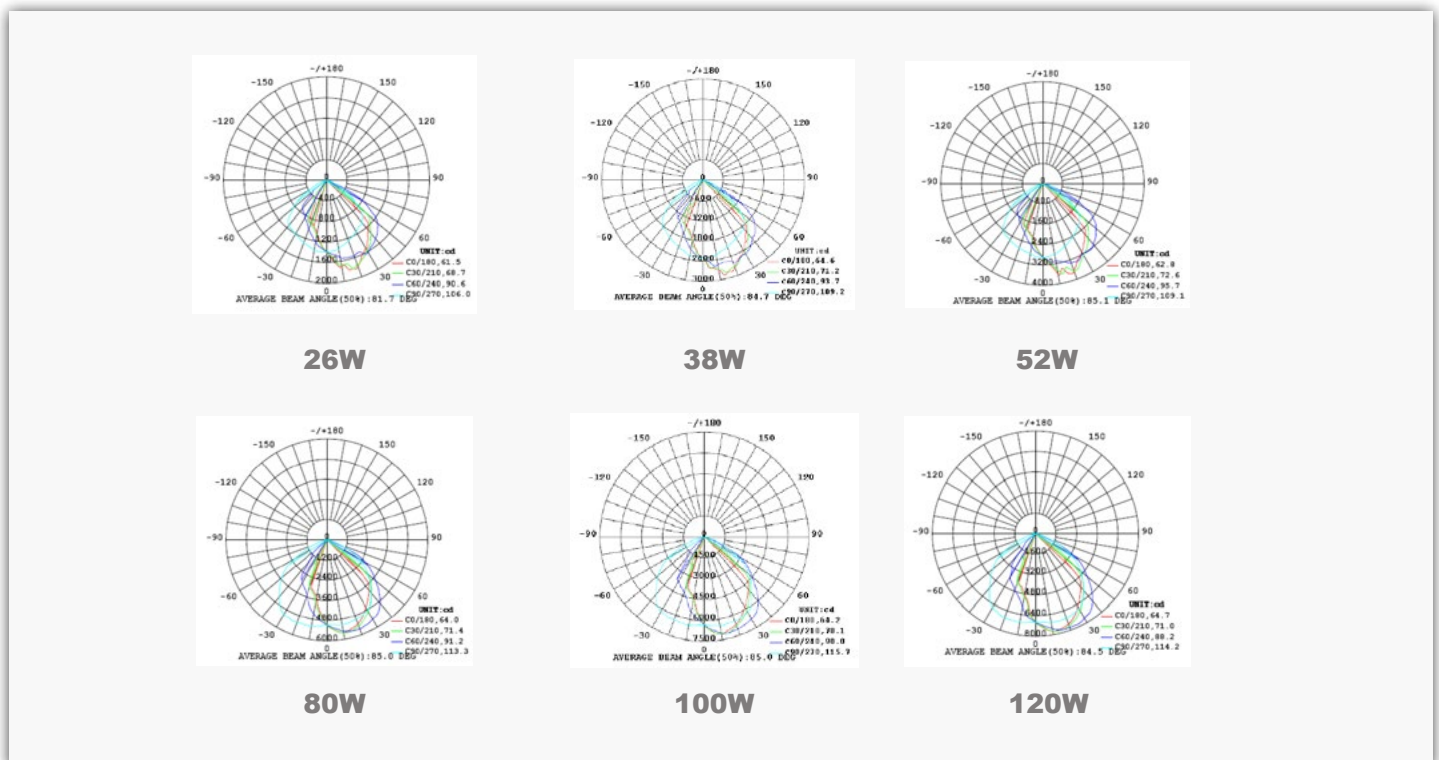
Projected LED Lumen Maintenance

Data references the extrapolated performance projections for the FL120501 in a 77°F ambient, (tested per IESNA LM-80-08 and projected per IESNA TM-21-11).

Operating Hours	0	10,000	16,000	30,000	109,000
Lumen Maintenance Factor	1.0	0.98(L98)	0.96(L96)	0.92(L92)	0.70(L70)

Photometry

All published luminaire photometric testing performed to IESNA LM-79-08 standards by a NVLAP certified laboratory.




FEATURES



High quality die cast housing.



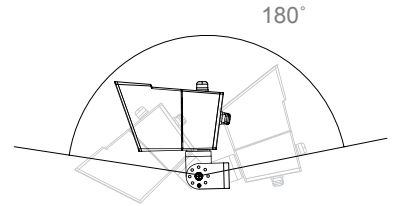
Multiple mounting options.
Trunnion, Slip Fitter & Knuckle.



Air cooling.
40°C ambient rated.



Precision construction.



180° swivel design.

INSTALLATION

OPTION 1: TRUNNION



OPTION 2: 1/2 INCH NPS KNUCKLE MOUNTING

Knuckle only for 26W, 38W, & 52W



OPTION 3: SLIP FITTER

2-3/8" slip fitter is commonly used to 80W, 100W & 120W. Optional for 26W, 38W and 52W.



PRODUCT SPECIFICATIONS

CONSTRUCTION & MATERIALS

- All cast aluminum construction
- Tempered glass lens
- Adjustable swivel for easy aiming
- Multiple mounting options for different applications

ELECTRICAL SYSTEM

- Input Voltage: 120-277V, 347V/ 480V
- 50/60Hz
- 1-10V dimmable driver
- Minimum ambient -40°C, maximum ambient 40°C
- Power Factor: > 0.98 at 120Vac
- Total Harmonic Distortion: < 20%
- 26W, 38W integral 2KV surge suppression protection standard
- 52W, 80W, 100W and 120W integral 4KV surge suppression protection standard

System Wattage	Max THD (%)	Power Factor (at 120Vac)	Power Efficiency	Replaces/ Equiv.(MH)
26W	20	>0.98	85%	150W
38W	20	>0.98	88%	175W
52W	20	>0.98	90%	250W
80W	20	>0.98	92%	320W
100W	20	>0.98	92%	400W
120W	20	>0.98	92%	400W

Ref#: 10001-10402

CERTIFICATIONS AND QUALIFICATIONS

- ETL Listed
- Suitable for wet location
- IP65 rated
- DLC Premium qualified. Please refer to <http://www.designlights.org/QPL> for most current information
- RoHS compliant
- FCC compliant

BUG RATING

Model	BUG Rating
FL26501	B1-U1-G0
FL38501	B2-U1-G0
FL52501	B2-U1-G0
FL70501	B3-U1-G1
FL100501	B3-U1-G1
FL120501	B3-U2-G1

Effective Project Area

26W/38W/52W EPA= 0.69 max (depending on mounting type)
 80W/100W/120W EPA=0.9 max (depending on mounting type)

Warranty

Ten year limited warranty. Full warranty terms located at www.abovealllighting.com/warrantystatements

Note: Specifications subject to change without notice.