

# GALENE LED WALL LIGHT



## PRODUCT DESCRIPTION

The Galene wall light is designed in a round and square shape with durable powder coat paint. It combines aluminium structure with a tempered glass diffuser radiating light upward and downward against the wall where installed.

## FEATURES

- Round and square shapes available
- Direct and indirect light
- 3000K, 4000K and 5000K selectable
- Wattage selectable
- Wide voltage 120-347V

## ELECTRICAL SYSTEM

- Input voltage: 120-347V
- 50/60Hz
- Power Factor: >0.9
- Working Temperature: -40-104°F (-40-104°F)

## PERFORMANCE

CRI

80

CCT

3000K, 4000K, 5000K

Dimming

Non dimming

Projected Lifetime

L70 -100,000 Hours

Working Temperature

-40 - 104°F (-40 - 40°C)

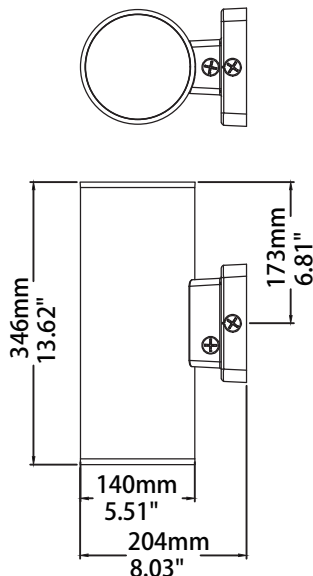
Certifications

- cUL listed
- Suitable for wet locations
- RoHs compliant

## SPECIFICATION

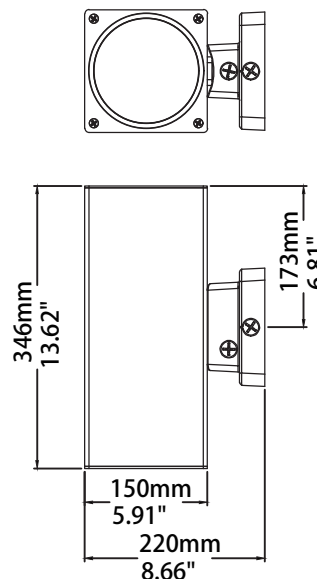
### Round Shape

Net Weight: 6.13lbs



### Square Shape

Net Weight: 7.1lbs



## Ordering Information

### Example: GID-RSP-SW8-60-BK

Model	- Shape	Watts	- CCT	Voltage	Control	- Beaming Angle	Finish
GID - Indirect and Direct	- R - Round S - Square	SP - Selectable Power 20/40W <sup>1</sup>	- SW - Selectable White 3000K/4000K/5000K <sup>2</sup>	8 - 120-347V	Blank - None	20-20° 30-30° 45-45° 60-60°	- BK - Black

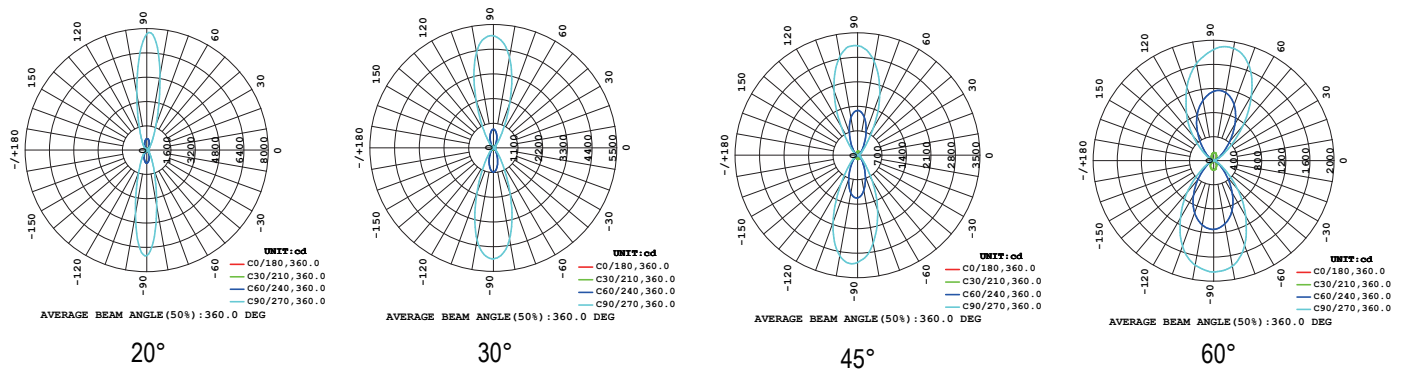
Notice:

- 40W are default setting, If need other wattage, please contact Customer Service in advance to change the setting in factory or change the setting in the field.
- 4000K is default setting. If need other CCT please contact Customer Service in advance to change the setting in factory or change the setting in the field.

\* Standard Finish is Black. Additional charge will apply for custom finish.

## PHOTOMETRY

All published luminaire photo metric testing performed to IESNA LM-79-08 standards by a NVLAP certified laboratory.



## PERFORMANCE DATA

### LUMEN OUTPUT

Lumen values are measured by third party certified laboratories performed in accordance with IESNA LM-79-08 as well as Lighting Facts listed.

Watts	Tested Watts	Lumen Output	AC Input 120V	CCT	Beam Angle	CRI	LPW
20	20	2500	0.17A	4000K	45°	70	130
40	37	4800	0.33A	4000K	45°	70	130

\* 0.92 multiplier is for 3000K and 5000K.

## Warranty

Five year limited warranty.

## Note:

Specifications subject to change without notice.