

CONTROL



Above All Lighting Fixtures with Enlighted advanced Lighting Control System









Built on the leading Internet of Things (IoT) architecture, the system consists of a network of LED lights and Enlighted sensors, connected to an advanced analytics platform. Data is collected to monitor environmental and occupancy changes and adjust lighting in real-time.



FEATURED FUNCTIONS

- Real-Time Measurement and Verification of Energy Savings:** Measures baseline wattage and energy consumption per fixture.
- Fixture Outage Reports:** Captures performance data via an embedded power metering chip. The Enlighted control network generates fixture outage reports to reduce maintenance costs and increase occupant safety and comfort.
- Enlighted Sensor Interface (ESI):** The ESI provides access to device information, energy consumption, and digital lighting control.
- Localized Lighting Control:** Light-level schedules, preferences, and behavior profiles for each fixture are wirelessly communicated during system setup and locally stored to ensure continuous operation.
- Bluetooth Low Energy:** An embedded BLE radio allows the sensor to receive and transmit beacons as well as support communication with lighting control devices and other sensors.
- Occupancy and Thermal Sensing:** A digital Passive Infrared (PIR) sensor combined with separate ambient and temperature sensing support precise motion identification while minimizing false detection events.
- Tunable White:** Dual channel control supports tunable white fixtures, enabling color transitions based on time of day or user control.
- Daylight Harvesting:** Captured ambient light information is locally processed to raise and lower light levels based on available daylight.
- Room and Zone Control:** Pairs with room control switches for code-compliant manual-on or auto-off capability. Sensors can be grouped into zones that share occupancy sensing data and coordinate light control based on detected motion.
- IoT Sensing Node:** When configured as an IoT Node, the sensor streams comprehensive live data for use with Enlighted's real-time location and analytics software applications. This option is available directly from the factory or as a remote upgrade.

Provided by Above All Lighting			Provided by Enlighted		
The Enlighted sensor and control unit will be preinstalled on the fixtures.					
					
Enlighted Micro Sensor	Enlighted High/Low Bay Sensor	Enlighted Control Unit	Gateway	Switch	Energy Manager

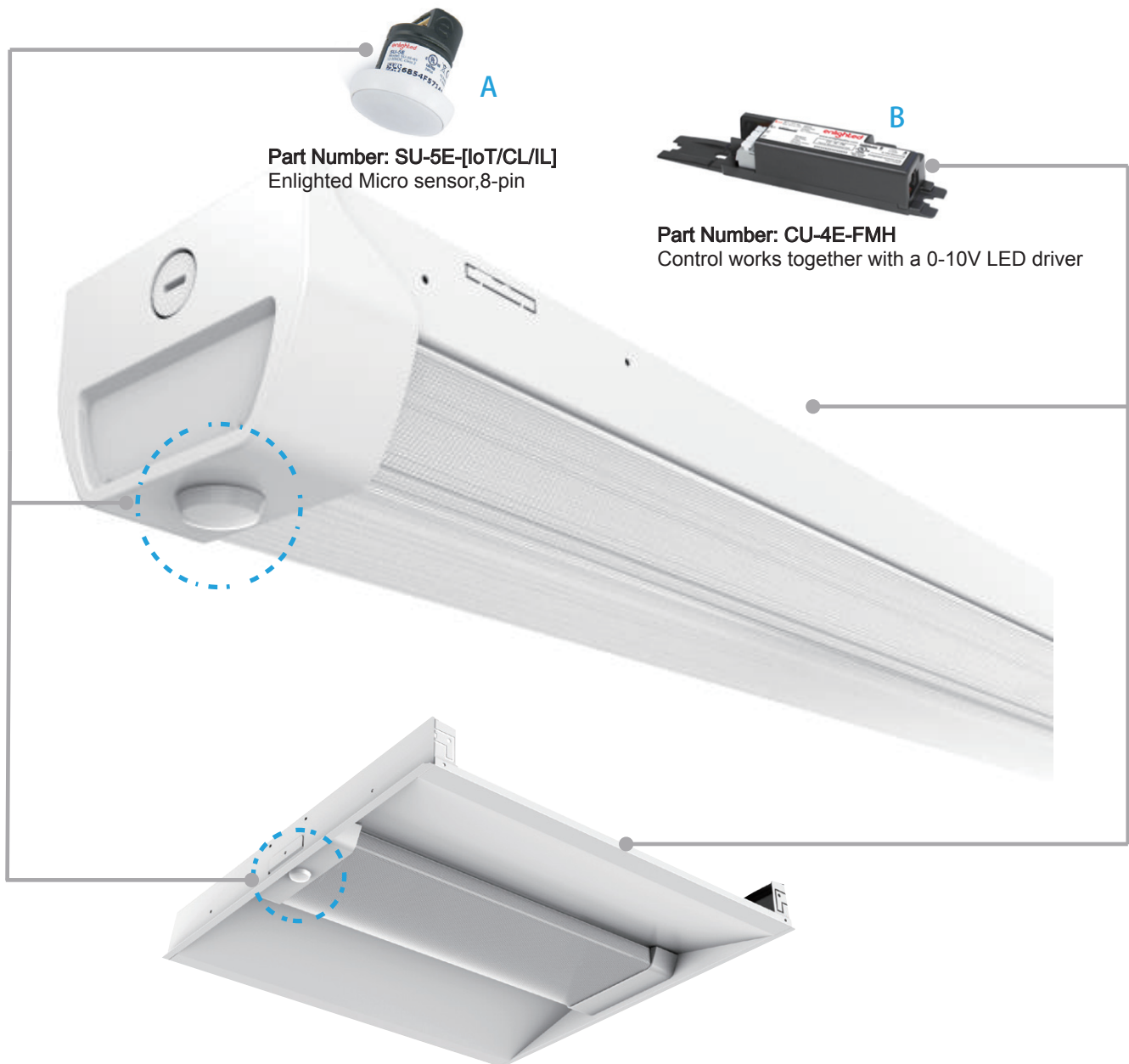
Please visit spec sheet for more SENSOR and CONTROL information at www.enlightedinc.com
Please visit spec sheet for more Lighting Product information at www.abovealllighting.com

1 Vision Strip & Troffer + Enlighted Control System

Fixture will ship with the Enlighted sensor pre-installed (1 sensor per fixture)

System : A+B

Enlighted Micro sensor + Control + 0-10V Driver



Notes:

Enlighted control is only for 120-277V and will take long time. Luminaire will be shipped with Sensors installed on the luminaire, allowing for individual luminaire control. Luminaires will be ready to be integrated with designated control systems. "Gateway program" need to be purchased separately- Please Ask Customer Service in advance for Details.

Please visit spec sheet for more product information at www.abovealllighting.com/product/CONTROLS/EnlightedControlSystem.html

1 MLB & LSPKG + Enlighted Control System

Fixture will ship with the Enlighted sensor pre-installed (1 sensor per fixture)

System : A+B

Enlighted Micro sensor + Control + 0-10V Driver



Notes:

Enlighted control is only for 120-277V and will take long time. Luminaire will be shipped with Sensors installed on the luminaire, allowing for individual luminaire control. Luminaires will be ready to be integrated with designated control systems. "Gateway program" need to be purchased separately- Please Ask Customer Service in advance for Details.

Parking Garage Fixtures & Enlighted Wireless Control



Commercial Lighting Fixtures & Enlighted Wireless Control

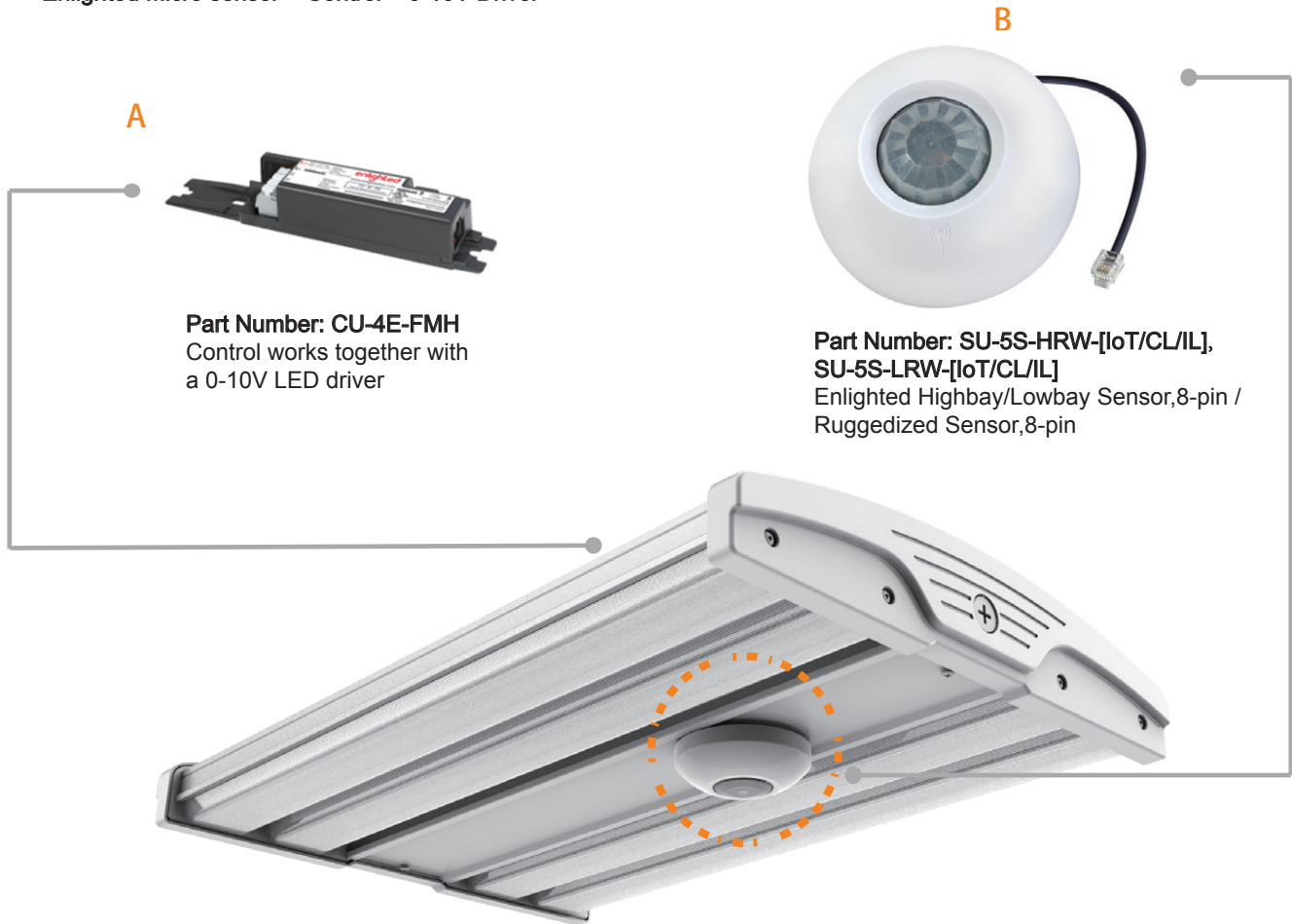


1 HLHB High/Low Bay + Enlighted Control System

Fixture will ship with the Enlighted sensor pre-installed (1 sensor per fixture)

System 1: A+B

Enlighted Micro sensor + Control + 0-10V Driver



Notes:

Enlighted control is only for 120-277V and will take long time. Luminaire will be shipped with Sensors installed on the luminaire, allowing for individual luminaire control. Luminaires will be ready to be integrated with designated control systems. "Gateway program" need to be purchased separately- Please Ask Customer Service in advance for Details.

Industry Lighting Fixtures & Enlighted Wireless Control

