



MAX LED LUMINAIRE



PRODUCT DESCRIPTION

The robust MAX luminaire features a sophisticated mechanical design with a die-cast aluminum housing and heatsink and is finished with corrosion resistant polyester powder coat. Each PCB is mounted with a TVS (Transient Voltage Suppressors) to protect the LEDs from voltage transients. High-uniformity LED optics are constructed of durable optical polycarbonate that is impact and UV resistant. Various optical lenses are available for virtually any applications.

FEATURE

- Die cast aluminum housing and heatsink
- Corrosion resistant powder coat finish
- Up to 138,000 lumens
- Various high-uniformity LED optics
- Trunnion and adjustable arm mounted
- 10kA surge protection available

ELECTRICAL SYSTEM

- Input Voltage: 120-277V, 347V/ 480V 50/60Hz
- Minimum Ambient -40°F, maximum ambient 104°F
- Power Factor: > 0.9 @120Vac
- Total Harmonic Distortion: < 20%

SPECIFICATION

450W with Trunnion

Net Weight: 19.96kg(44.00lbs)

L*W*H: 24.49"x26.77"x4.41"

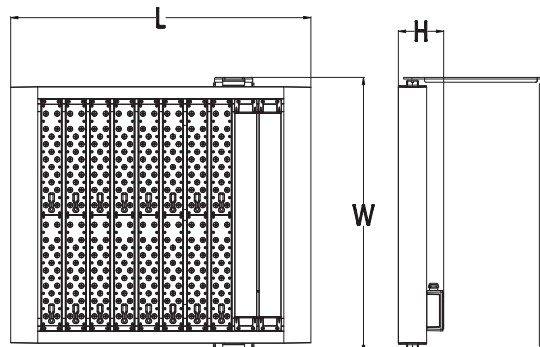
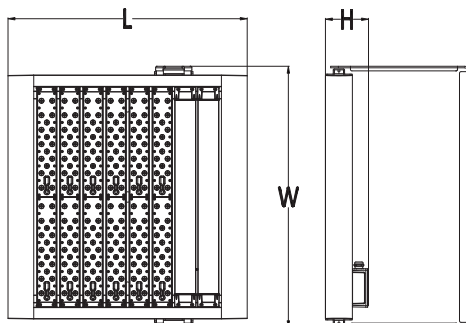
Effective Projected Area (EPA): 0.721ft²

600W with Trunnion

Net Weight: 23.06kg(50.84lbs)

L*W*H: 29.21"x26.77"x4.41"

Effective Projected Area (EPA): 0.787ft²



PERFORMANCE

CRI

70+

CCT

3000K, 4000K, 5000K

Dimming

0-10V Dimming Standard

Projected Lifetime

L70 - 100,000 Hours

Working Temperature

-40-104°F (-40-40°C)

Certifications

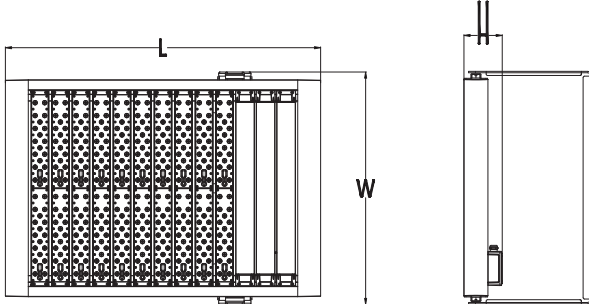
- cUL Listed
- IP65 rated
- RoHS compliant

750W with Trunnion

Net Weight: 27.5kg(60.63lbs)

L*W*H: 36.30"x26.77"x4.41"

Effective Projected Area (EPA): 0.894ft²

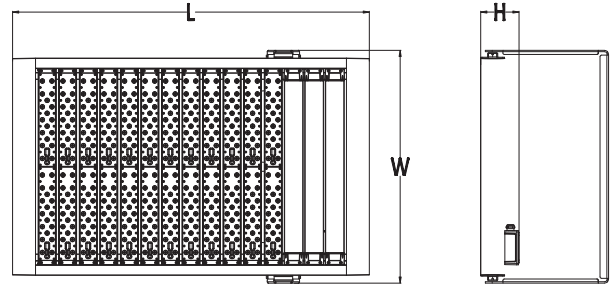


900W with Trunnion

Net Weight: 30.98kg(68.30lbs)

L*W*H: 41.02"x26.77"x4.41"

Effective Projected Area (EPA): 0.971ft²

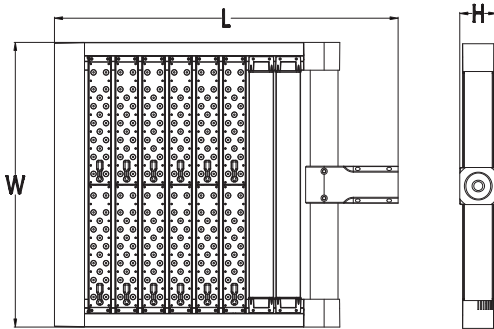


450W with Adjustable Arm

Net Weight: 18.39kg(40.54lbs)

L*W*H: 30.16"x24.98"x2.76"

Effective Projected Area (EPA): 0.67ft²

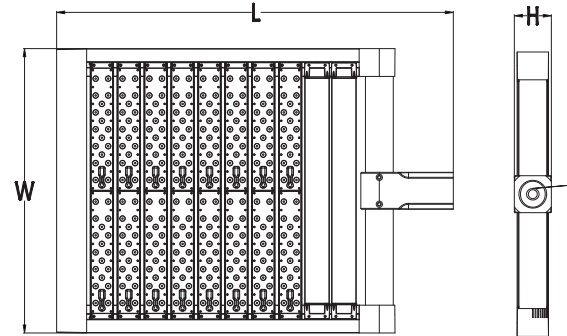


600W with Adjustable Arm

Net Weight: 22.00kg(48.50lbs)

L*W*H: 34.84"x24.98"x2.76"

Effective Projected Area (EPA): 0.735ft²

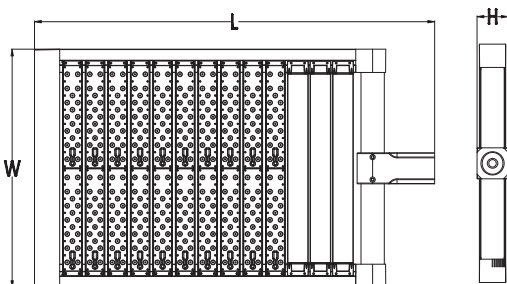


750W with Adjustable Arm

Net Weight: 27.36kg(60.32lbs)

L*W*H: 41.93"x24.98"x2.76"

Effective Projected Area (EPA): 0.843ft²

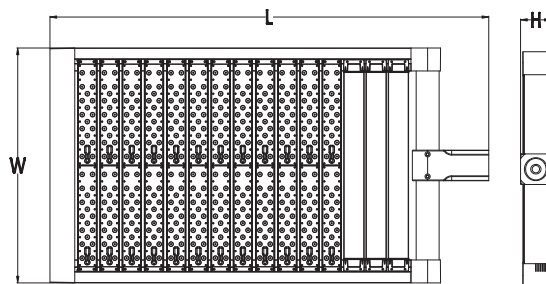


900W with Adjustable Arm

Net Weight: 29.90kg(65.92lbs)

L*W*H: 46.65"x24.98"x2.76"

Effective Projected Area (EPA): 0.919ft²



Ordering Information

Example: MAX900401-AAR-T5M-BK

Name	Watts	CCT	Voltage	Installation	Controls	Distribution	Option	Finish
MAX	450 - 450	30 - 3000K	1 - 120-277V	TR - Trunnion	Blank - None	T2 - Type II	Blank - None	Standard
	600 - 600	40 - 4000K	2 - 347V ¹	AAR - Adjustable Arm ⁴	PC - Photoelectric Control	T3 - Type III	BS - Backlight Shield ⁵	BK - Black (RAL:9011)
	750 - 750	50 - 5000K	3 - 480V ²			T4 - Type IV		Optional*
	900 - 900		6 - 347V/480V ³		7P - 7 Pin PE Receptacle	T5W - Type V Wide 120°	BZ - Bronze (RAL:8019)	
						T5M - Type V Medium 90°	WH - White (RAL:9010)	(See Notes)
						T5S - Type V Short 60°		
						T5XS - Type V Short 40°		
						T5XXS - Type V Short 25°		

Note:

1. Single voltage 347V is only used with photoelectric control.
2. Single voltage 480V is only used with photoelectric control.
3. Photoelectric control not available for 347/480V.
4. Adjustable arm that mounts to a horizontal or vertical 2 3/8" (60mm) O.D. tenon. Tenon length must be a minimum of 4.72" (120mm). -60~+30 degree or -90~+0 degree of adjustment for leveling when horizontally mounted
5. Backlight shield is special and installed in factory. Please contact Customer Service in advance.

* Minimum order required, please contact customer service for additional information.

* Standard Finish is Black. Custom colors might be available for an additional fee. Minimum order required, please check with Customer Service for more information

Accessories (Ordered separately)



MAX-BDSPK*

Bird Spike (one piece)

* Maximum Needs:
 6 pieces for 450W;
 8 pieces for 600W;
 10 pieces for 750W;
 12 pieces for 900W.
 Ordered separately

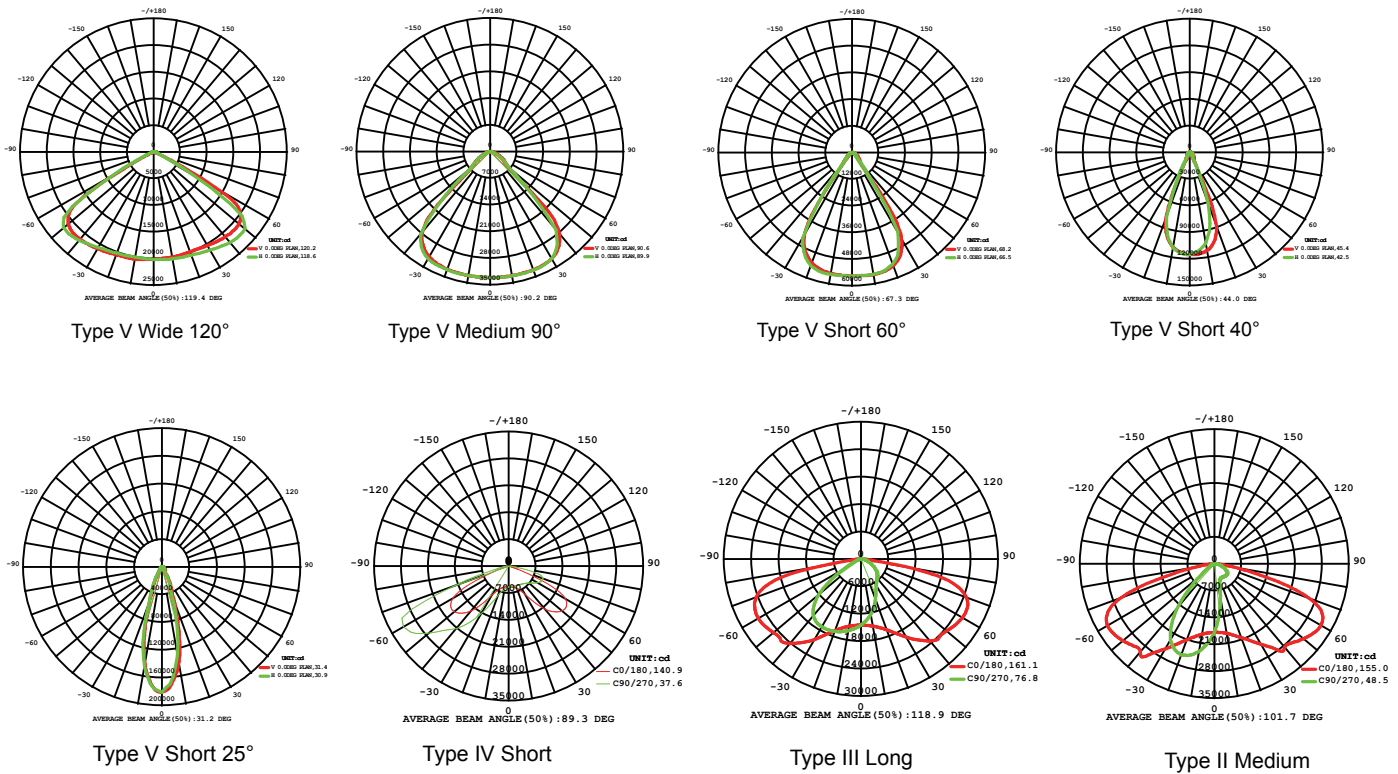


Backlight Shield

* Installed in factory

PHOTOMETRY

All published luminaire photometric testing performed to IESNA LM-79-08 standards by a NVLAP certified laboratory.



PERFORMANCE DATA

LUMEN OUTPUT

Lumen values are measured by third party certified laboratories performed in accordance with IESNA LM-79-08 as well as Lighting Facts listed.

Watts Measured	Watts	Lumen Output	AC Input 277V	CRI	CCT	Dist. Type	LPW
450W	469W	70,500lm	3.90A	>70	4000/5000K	Type V Wide	150
600W	620W	92,730lm	5.12A	>70	4000/5000K	Type V Wide	149
750W	776W	115,600lm	6.47A	>70	4000/5000K	Type V Wide	149
900W	931W	138,000lm	7.76A	>70	4000/5000K	Type V Wide	148

* The test results are based on initial stage and with AC277V input.

* For 3000K fixtures, use 0.90 multiplier.

Warranty

Five year limited warranty.

Specifications subject to change without notice.