



CHESS LED BOLLARD



PRODUCT DESCRIPTION

The contemporary CHES led bollard has flexible light distribution for both pathway lighting and discrete facade illumination. This bollard has UV powder coated die cast high quality aluminum body, tempered safety glass, moulded silicone gasket and stainless steel screws. This bollard is an excellent choice for walkways, entrances, promenades, plazas, courtyards, driveways, bridges, and landscaped areas.

FEATURE

- Die cast aluminum body
- Shielded light distribution
- IP65 rated for wet location

ELECTRICAL SYSTEM

- Input Voltage: 120-277V
- 50/60Hz
- Minimum Ambient -40°F, maximum ambient 104°F
- Power Factor: > 0.9 @120Vac
- Total Harmonic Distortion: < 20%

PERFORMANCE

CRI

80

CCT

3000K, 4000K

Dimming

Not dimming

Projected Lifetime

L70 - 100,000 Hours

Working Temperature

-40°C to + 40°C (-40°F to 104°F)

Certifications

- cETL listed
- Suitable for wet location
- IP65 rated
- RoHS compliant

Ordering Information

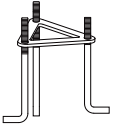
Example: CSBD40H-20401-BK

Name	Height	. Watts	CCT	Voltage	. Controls	. Finish
CSBD- Chess Bollard	40H - 39.4" High	10 - 10W	30 - 3000K	1 - 120-277V	Blank - None	BK - Black
		20 - 20W	40 - 4000K			

Note:

* Standard Finish is black. Custom colors might be available for an additional fee. Please check with Customer Service for more information.

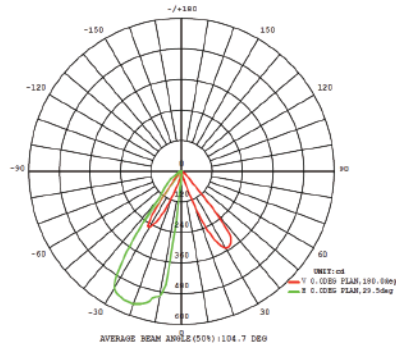
ACCESSORIES (ORDER SEPARATELY)



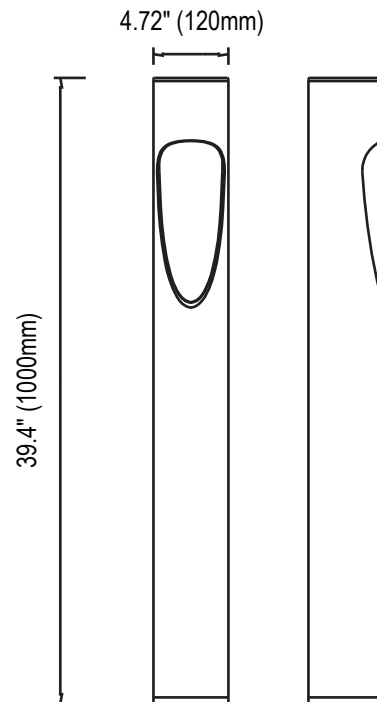
91307
ABMK-CSBD
Anchor bolts mounting kits for Chess Bollard

PHOTOMETRY

All published luminaire photometric testing performed to IESNA LM-79-08 standards by a NVLAP certified laboratory.



DIMENSION



PERFORMANCE DATA

LUMEN OUTPUT

Watts	Lumen Output	AC Input 120V	CRI	CCT
10W	340lm	0.08A	80	4000K
20W	640lm	0.17A	80	4000K

Warranty

Five year limited warranty.