



LED V-LINE WALL PACK



PRODUCT DESCRIPTION

LED V-line Wall pack are designed with a high quality die cast housing. Durable chip and fade resistant powder coat finish. Efficient design separates the driver from the LED to minimize heat and optimize air cooling from an aerodynamic design. Modern appearance with adjustable head for precise aiming.



FEATURE

- High efficiency up to 150LPW
- Adjustable head up & down light
- Main body separates from the driver
- Tempered glass lens doesn't fade and discolor

ELECTRICAL SYSTEM

- Input Voltage: 120-277V/ 120V/ 277V/ 347V/ 480V
- 50/60Hz
- Minimum ambient -40°C, maximum ambient 40°C
- Power Factor: > 0.9 @120Vac
- Total Harmonic Distortion: < 20%
- 26W, 38W integral 2KV surge suppression protection standard
- 52W, 80W, 100W and 120W integral 4KV surge suppression protection standard

PERFORMANCE

CRI

>70

CCT

3000K, 4000K, 5000K

Dimming

0-10V Dimming Standard

Projected Lifetime

L70 - 105,000 Hours

Working Temperature

-40-104°F (-40-40°C)

Certifications

- cETLus Listed
- IP65 rated
- DLC Premium qualified
- RoHS compliant

SPECIFICATION

26W & 38W

Length: 10.12"

Width: 9.84"

Height: 4.69"

Max. Weight: 8.8 lbs

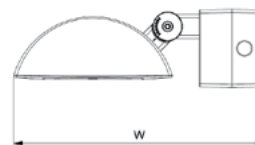
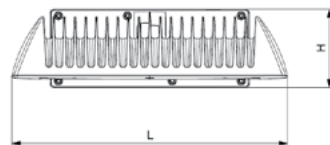
52W, 80W, 100W, 120W

Length: 15.32"

Width: 13.78"

Height: 4.44"

Max. Weight: 17 lbs



26W & 38W

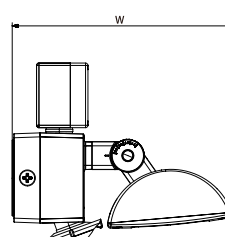
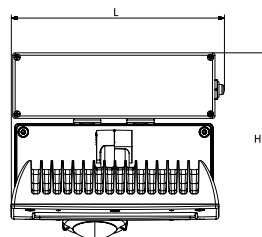
With Emergency Battery Back-up and Motion Sensor

Length: 10.35"

Width: 10.83"

Height: 9.24"

Max. Weight: 11.92 lbs



Notes: Contact Customer Service for Emergency Battery Back-up. It is only available in 26W and 38W at 120-277V. Working temperature is 0-40°C. The EBU is Title 20 compliant.

Ordering Information

Example: WL26501

Name	Watts	CCT	Voltage	Controls	Finish
WL	26 -26 Watts ⁴	30 - 3000K	1 - 120-277V	MS-L3B - Wattstopper Motion Sensor ²	Blank - Dark Bronze
	38 -38 Watts ⁴	40 - 4000K		MS - PIR Motion Sensor ²	
	52 -52 Watts	50 - 5000K		PC - Photo Control	
	70 -80 Watts		1 - 120-277V	SRP - Bluetooth sensor receptacle ³	* Custom finish options available at an additional charge
	100 -100 Watts				
	120 -120 Watts			6 - 347V/ 480V ¹	

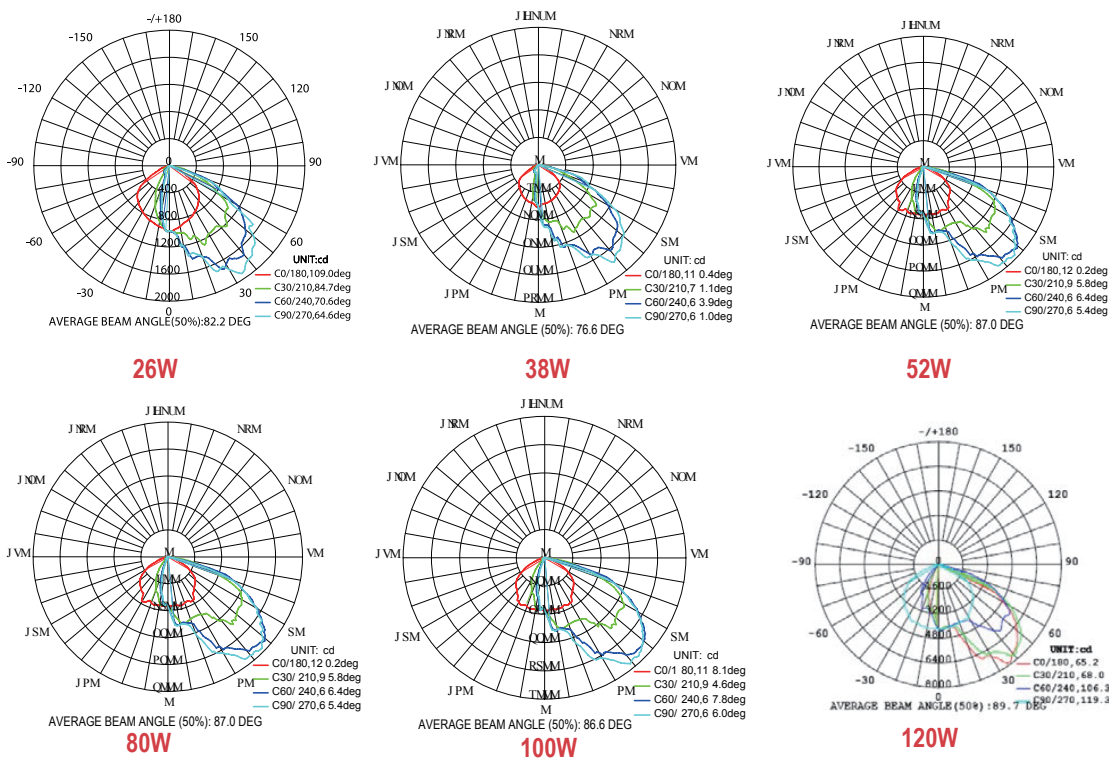
Notice:

- 347/480V is not available with photo control.
- Motion Sensor is only available in 26W and 38W.
- The Bluetooth PIR sensor need to be ordered separately and field installed. It is suitable for a max mounting height of 40ft Max.
- Emergency Battery Back-up is available in 26W and 38W at 120-277V and works for a minimum of ninety (90) minutes.

* Standard Finish is Dark Bronze. Additional charge will apply for Custom finish colors. Please contact Customer Service for details.

PHOTOMETRY

All published luminaire photometric testing performed to IESNA LM-79-08 standards by a NVLAP certified laboratory.



PERFORMANCE DATA

LUMEN OUTPUT

Lumen values are measured by third party certified laboratories performed in accordance with IESNA LM-79-08 as well as Lighting Facts listed.

Watts	Lumen Output	Measured Watts	AC Input 120V	CCT	CRI	LPW
26W	3860	28W	0.23A	4000/5000	>70	138
38W	5740	41W	0.34A	4000/5000	>70	140
52W	7780	54W	0.45A	4000/5000	>70	144
80W	11240	77W	0.64A	4000/5000	>70	146
100W	15000	103W	0.86A	4000/5000	>70	145
120W	17000	118W	0.98A	4000/5000	>70	144

Lumen Ambient Temperature (LAT) Multipliers

Use these factors to determine relative lumen output for average ambient temperature from -40-104°F (-40-40°C)

Ambient		Multiplier
Celsius	Fahrenheit	
0	32	1.02
10	50	1.01
20	68	1.00
25	77	1.00
30	86	1.00
40	104	0.99

Projected LED Lumen Maintenance

Data references the extrapolated performance projections for the WL120501 in a 77°F ambient, (tested per IESNA LM-80-08 and projected per IESNA TM-21-11).

Operating Hours	0	10,000	15,000	27,000	105,000
Lumen Maintenance Factor	1.0	0.98(L98)	0.96(L96)	0.92(L92)	0.70(L70)


FEATURE




High quality die cast housing.



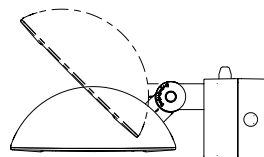
Durable chip and fade resistant powder coat finish.



Separated driver compartment minimize heat and enables high working temperature.



Adjusted arm



150° swivel design.



Wattstopper Sensor, photocontrol and Emergency Battery Back-up available

BUG RATING

System Wattage	Max THD (%)	Power Factor (at 120Vac)	Power Efficiency	Replaces/ Equiv.(MH)
26W	20	>0.98	85%	150W
38W	20	>0.98	88%	175W
52W	20	>0.98	90%	250W
80W	20	>0.98	92%	320W
100W	20	>0.98	92%	400W
120W	20	>0.98	92%	400W

Model	BUG Rating
WL26501	B1-U1-G1
WL38501	B2-U1-G1
WL52501	B1-U1-G1
WL70501	B2-U1-G2
WL100501	B3-U1-G2
WL120501	B3-U2-G2

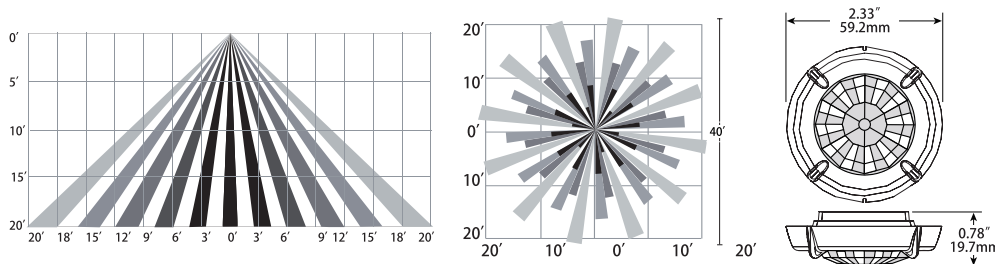
Effective Project Area

26W/38W EPA= 0.68 max (depending on mounting type)

52W/80W/100W/120W EPA=1.42 max (depending on mounting type)

MOTION SENSOR (Wattstopper Motion Sensor)

The fixture with motion sensor raises or lowers the electric lighting level to high, low or off based on motion and/or daylight contribution. Typically, once the sensor stops detecting movement and the time delay elapses, lights will first fade to low mode, and eventually switch off. When motion is detected, the sensor ramps the light level to high mode unless the daylight contribution is sufficient. The integral photocell can also switch the lights on and off for dusk to dawn control, so that lighting remains on overnight even without motion detection.



The L3B provides maximum coverage of 40' diameter mounted at 20 feet. Please see left drawing for lens side and top coverage and dimension.

Note: For more details or setting, please contact customer service.

BLUETOOTH PIR MOTION SENSOR



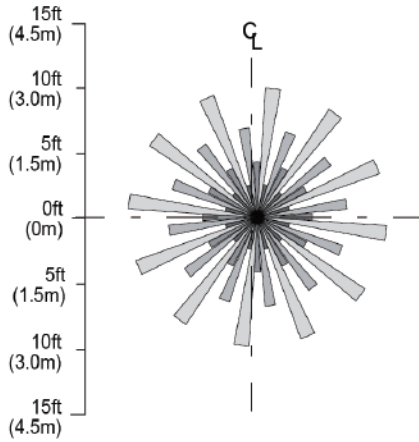
Bluetooth Mesh Control



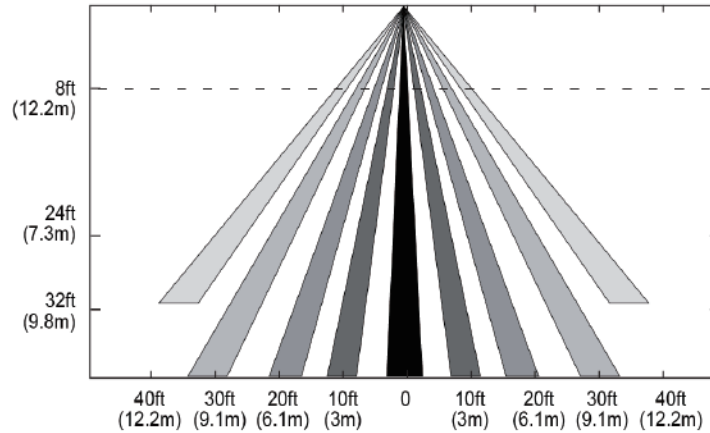
Model No.	Description	Input Voltage	Output
BMS-M100-PIR-DC1-BLE-SR-Z10-BZ	Fixture Controller with 0-10V Dimming, PIR Motion Sensor, Bluetooth Mesh in BlueMesh®, standard Dark Brown Color	12-24VDC	Control High 0-10V Dimming
BMS-M110-PIR-DC1-BLE-SR-Z10-BZ	Fixture Controller with 0-10V Dimming, PIR Motion Sensor, Light Sensing, Bluetooth Mesh in BlueMesh®, standard Dark Brown Color	12-24VDC	Control High 0-10V Dimming
BMS-M100-PIR-DC1-BLE-SR-Z10-WH	Fixture Controller with 0-10V Dimming, PIR Motion Sensor, Bluetooth Mesh in BlueMesh®, White Color, Silvair technology partner	12-24VDC	Control High 0-10V Dimming
BMS-M110-PIR-DC1-BLE-SR-Z10-WH	Fixture Controller with 0-10V Dimming, PIR Motion Sensor, Light Sensing, Bluetooth Mesh in BlueMesh®, White Color	12-24VDC	Control High 0-10V Dimming
BMS-M100-PIR-DC1-BLE-SR-Z10-BK	Fixture Controller with 0-10V Dimming, PIR Motion Sensor, Bluetooth Mesh in BlueMesh®, Black Color	12-24VDC	Control High 0-10V Dimming
BMS-M110-PIR-DC1-BLE-SR-Z10-BK	Fixture Controller with 0-10V Dimming, Light Sensing, Bluetooth Mesh in BlueMesh®, Black Color	12-24VDC	Control High 0-10V Dimming
LS01-LB-F3-XX	360° Low Bay Lens, maximum coverage 60ft diameter at 30ft and 40ft height –replace –XX with –BN for Brown finish, -BK for Black finish or –WT for Brown finish		
LS01-HB-F3-XX	360° High Bay Lens, maximum coverage 80ft diameter at 30ft-40ft height –replace –XX with –BN for Brown finish, -BK for Black finish or –WT for Brown finish		

Detection Area

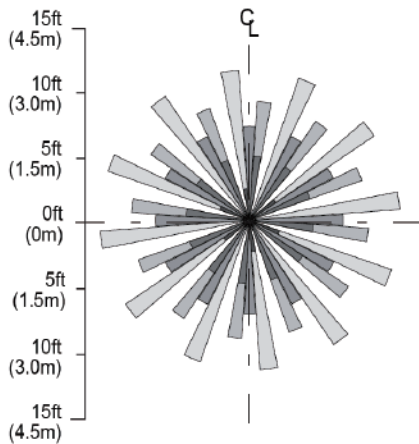
High Bay Lens - Top View at 8 ft(2.4m)



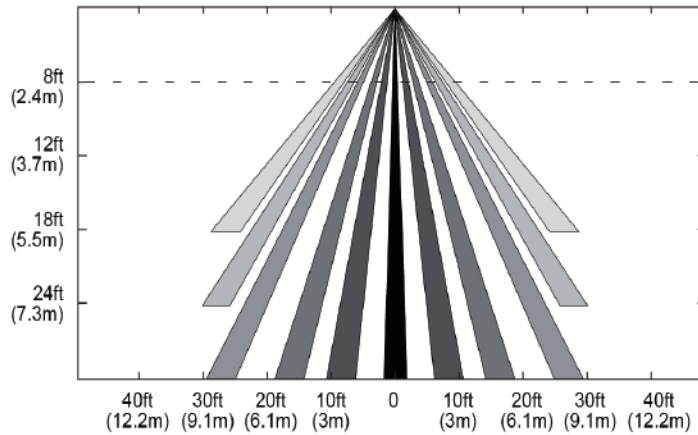
Side View



Low Bay Lens - Top View at 8 ft(2.4m)



Side View



Warranty

Five year limited warranty.

Specifications subject to change without notice.