



BRIWALL LED WALL PACK



PRODUCT DESCRIPTION

The Briwall led wall pack series is constructed from durable die-cast aluminum. Full cut-off design. Lumen ranges from 1800lm to 8000lm. Long-lasting, low maintenance, energy efficient replacements for Metal Halide and High Pressure Sodium lamp sources. Designed for commercial and industrial wall applications.

FEATURE

- Cutoff distribution design
- Lumen ranges from 1800lm to 8000lm
- Emergency back up, photocontrol and sensor available

ELECTRICAL SYSTEM

- Input voltage: 120-277V
- 50/60Hz
- Power Factor: >0.9
- Total Harmonic Distortion: <20% at full load
- Working Temperature: -40 - 104°F (-40 - 40°C)
- 0-10V Dimming Standard

PERFORMANCE

CRI

70 is standard

80 is optional

CCT

4000K, 5000K

Projected Lifetime

L70 -100,000 Hours

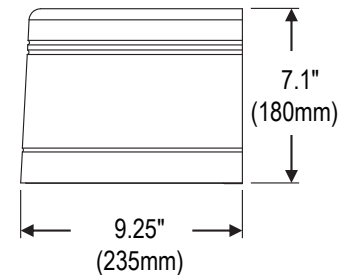
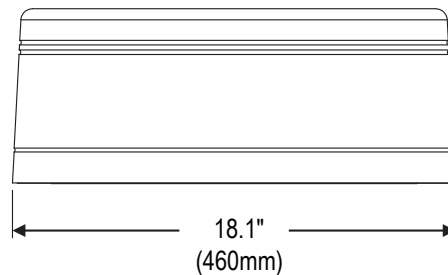
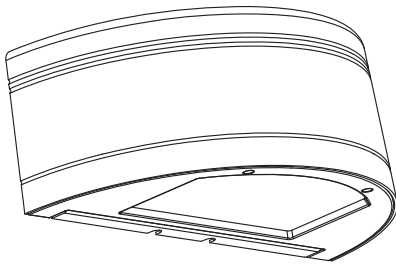
Working Temperature

-40 - 104°F (-40 - 40°C)

Certifications

- cUL listed
- Suitable for wet locations
- RoHs compliant

DIMENSION



Ordering Information

Example: BWP-SP401-FT

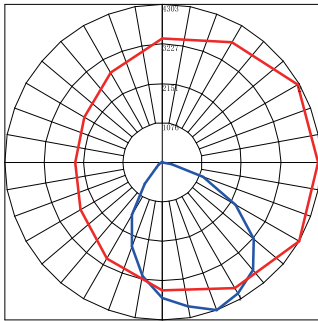
Name	Watts	CCT	Voltage	Control	Distribution	Finish
BWP	SP - 15W/30W /50W/70W selectable ¹	40 - 4000K 50 - 5000K	1-120-277V	Blank - None PC - Photocontrol MS - PIR Sensor ² EBU - Emergency Battery Backup ³	FT - Forward Throw ⁴ WT - Wide Throw ⁴	Blank - Bronze

Notice:

1. 72W is default setting.
 2. Mounting height is 40ft (12m) max. Please check the last page for more sensor setting information.
 3. Ambient working temperature for Emergency battery backup is 32°F -104°F (0 °C -40°C).
 4. Forward throw is standard. Wide throw is optional.
- * Custom colors are available for an additional fee. Please check with Customer Service for potential lead-times.

PHOTOMETRY

All published luminaire photo metric testing performed to IESNA LM-79-08 standards by a NVLAP certified laboratory.



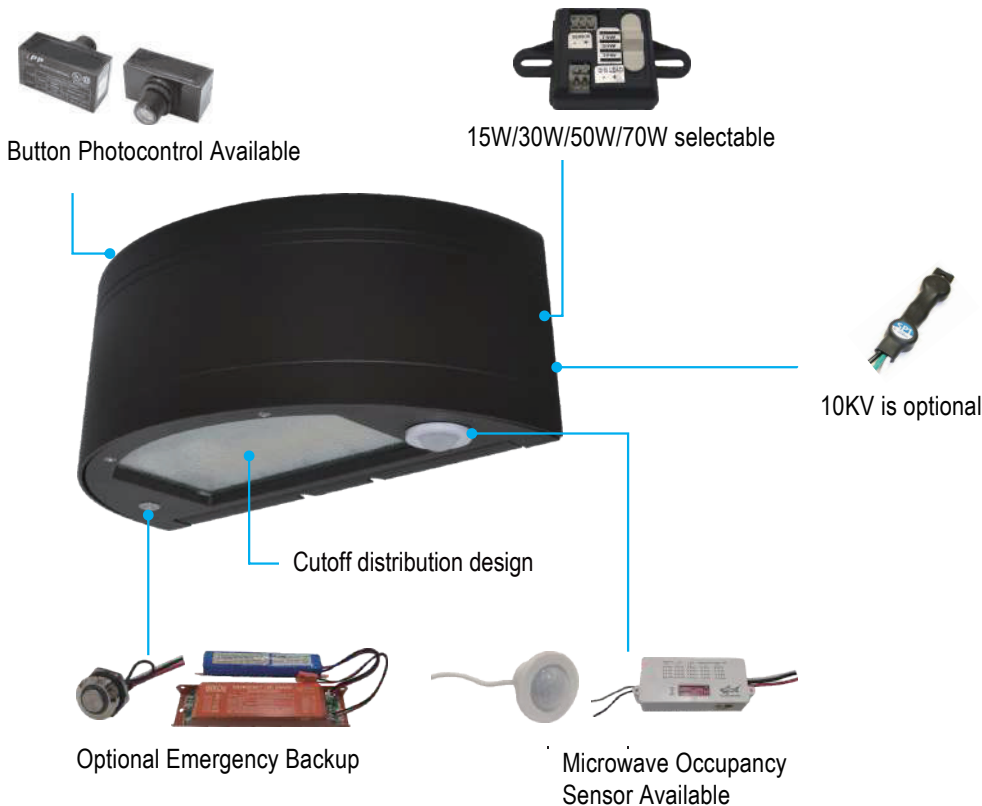
PERFORMANCE DATA

LUMEN OUTPUT

Lumen values are measured by third party certified laboratories performed in accordance with IESNA LM-79-08 as well as Lighting Facts listed.

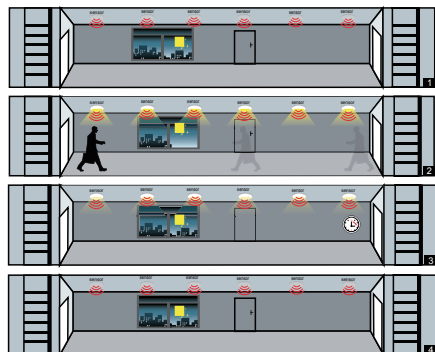
Nominal Watts	Tested Watts	Lumen Output	AC Input 120V	CCT	CRI	LPW
15W	15W	1800	0.13A	4000K	>70	120
30W	30W	3600	0.25A	4000K	>70	120
50W	50W	6000	0.42A	4000K	>70	120
70W	66W	8100	0.60A	4000K	>70	123

FEATURE



PIR DIMMING SENSOR FUNCTION

The sensor is an innovative motion sensor, switch on the light on detection of movement, and switch off after a hold time when there is no motion detected.



1. No motion detected, all lamps switch off.
2. Any movement is detected from any direction, all lamps synchronously switch on.
3. No motion is detected in detection area, all lamps synchronously dim to a low light level after hold time.
4. After stand-by period, the lamps switch off if no movement is detected in the detection zone.

Note: if you choose STAND-BY DIM is 0, the stand-by period is 0, it is ON/OFF function.

PIR DIMMING SENSOR SETTING BRI810-B-M8 (120-277V)

By selecting the combination on the DIP switch, sensor data can be precisely set for each specific application. The sensor setting also can be done by a remote control (RC-100) which need to be bought separately.

	1	2	
	↓	↓	20%
	↓	↑	50%
	↑	↓	75%
	↑	↑	100%

Sensitivity

Sensitivity can be reduced by selecting the combination on the DIP switches to fit precisely each application.


Default Setting: 100%

	3	4	
	↓	↓	10 S
	↓	↑	1 Min
	↑	↓	5 Min
	↑	↑	15 Min

Hold time

Refers to the time period the lamp remains at 100% illumination after no motion detected.

Default Setting: 1min

	5	6	
	↓	↓	
	↓	↑	10 Lux
	↑	↓	30 Lux
	↑	↑	50 Lux

Daylight sensor

The sensor can be set to only allow the lamp to illuminate below a defined ambient brightness threshold.

Default Setting: 30lux

	7	8	
	↓	↓	0%
	↓	↑	10%
	↑	↓	30%
	↑	↑	50%

Stand-by dimming level

The low light level you would like to have after the hold time in the long absence of people.

Default Setting: 30%

	9	10	
	↓	↓	+ ∞
	↓	↑	1 Min
	↑	↓	30 Min
	↑	↑	60 Min

Stand-by time

Refers to the time period the lamp remains at a low light level before it completely switches off in the long absence of people. When set to “+∞” mode, the low light is maintained until motion is detected

Default Setting: +∞

WARRANTY

Five year limited warranty.

Note: Specifications subject to change without notice.