


## SOLID SLIM RECESSED STEP AND WALL LIGHT



### PRODUCT DESCRIPTION

Compact and inconspicuous design with asymmetrical light distribution, directing light downward, minimizing uplight while revealing the texture of the stepped baffle. Die-cast aluminum housing, silicone rubber gasket, tempered glass, akzoNobel powder coating. Heavier powder coating optional for marine ambient corrosion resistance. Ideal for the illumination of ground surfaces, building entrances, stairs and footpaths.

### FEATURES

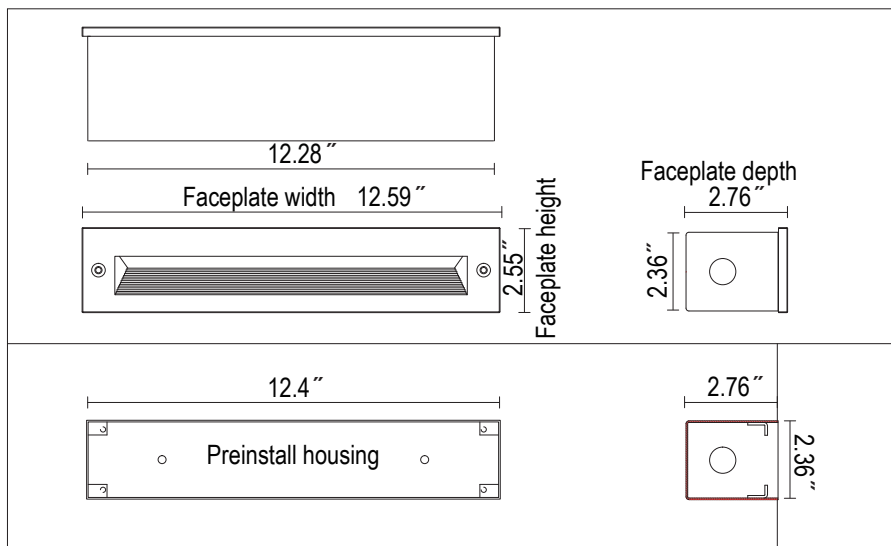
- Heavy duty cast aluminum housing
- Tempered glass lens
- Stainless steel pre-installed housing
- Marine grade treatment available
- Asymmetrical light distribution

### ELECTRICAL SYSTEM

- Input Voltage: 120-277V, 50/60Hz
- Operating temperature range: -4-104°F (-20-40°C)
- Power Factor: > 0.9 at full load
- 0-10V dimming
- Total Harmonic Distortion: < 20% at full load

### DIMENSION

Fixed 12W and 12SP



### PERFORMANCE

CRI

80

CCT

3000K, 4000K

Dimming

Not dimming is standard

0-10V Dimming optional

Projected Lifetime

L70 - 100,000 Hours

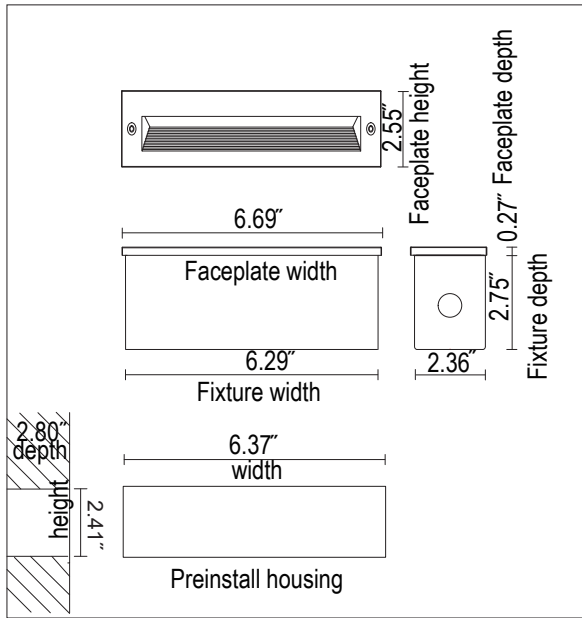
Working Temperature

-4-104°F (-20-40°C)

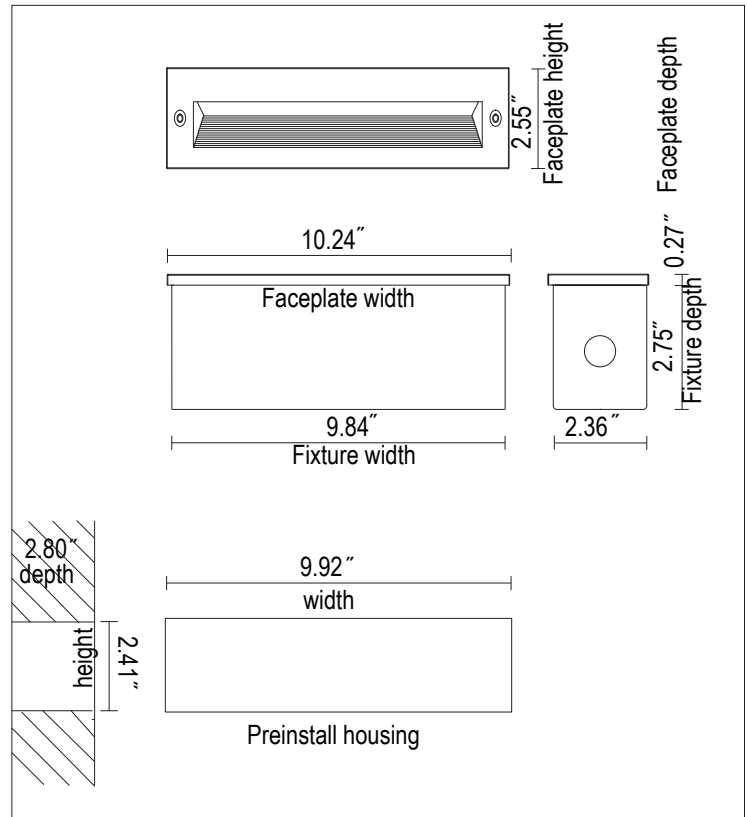
Certifications

- cETLus
- IP65 rated
- RoHS compliant

### Fixed 4W



### Fixed 7W



## Ordering Information

### Example: SMWL12301-RM-BK

Name	Wattage	CCT	Voltage	-Control	-Installation	-Faceplate Finish	-Option
SMWL	4 - 4W	30 - 3000K	1 - 120-277V	Blank - None	RM - Recessed	BK - Black RAL9011	Blank - None
	7 - 7W	40 - 4000K				WH - White RAL9016	M - Marine ambient corrosion resistance
	12 - 12W					GY - Gray RAL7012	D - 0-10V Dimming
						BZ - Mineral bronze	
						SL - Silver RAL9006	
	12SP - 7W	SW - 2700K					
	9W	4000K					
	12W	5000K					
	Selectable <sup>1</sup>	Selectable <sup>2</sup>					

\* Black (standard color) see notes for all other faceplate colors


#### Notes:

1. 12W is default setting.
2. 4000K is default setting.

\* Please choose the preinstall box in following Accessory Table.

\* Black finish is standard. Custom color is available for a premium setup fee. Consult customer service for additional information.

## Accessories (Ordered separately)



**SMWL-07IN-PBOX**  
 Preinstall box for  
 6.69" SMWL step light

**SMWL-10IN-PBOX**  
 Preinstall box for  
 10.24" SMWL step light

**SMWL-12IN-PBOX**  
 Preinstall box for  
 12.28" SMWL step light

## PERFORMANCE DATA

### LUMEN OUTPUT

Lumen values are measured by third party certified laboratories performed in accordance with IESNA LM-79-08 as well as Lighting Facts listed.

#### Fixed Version

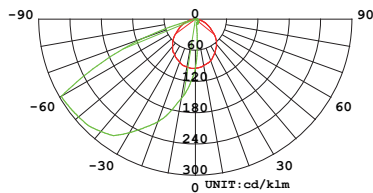
Watts	Delivered Lumen	CCT	CRI
4W	120lm	3000K	80
7W	270lm	3000K	80
12W	490lm	3000K	80

#### Selectable Version

Watts	Delivered Lumen	CCT	CRI
7W	290lm	4000K	80
9W	380lm	4000K	80
12W	490lm	4000K	80

## PHOTOMETRY

All published luminaire photo metric testing performed to IESNA LM-79-08 standards by a NVLAP certified laboratory.



## BUG Rating

Performed to IESNA LM-79-08 standards by a NVLAP accredited laboratory.

Model	BUG Rating
SMWL12301	B0-U0-G0

## Warranty

Two years limited warranty.

Specifications subject to change without notice.