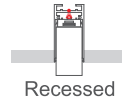
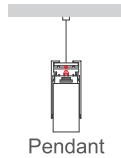
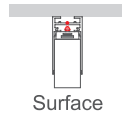


STRAIGHT MAGNETIC TRACK PROFILE



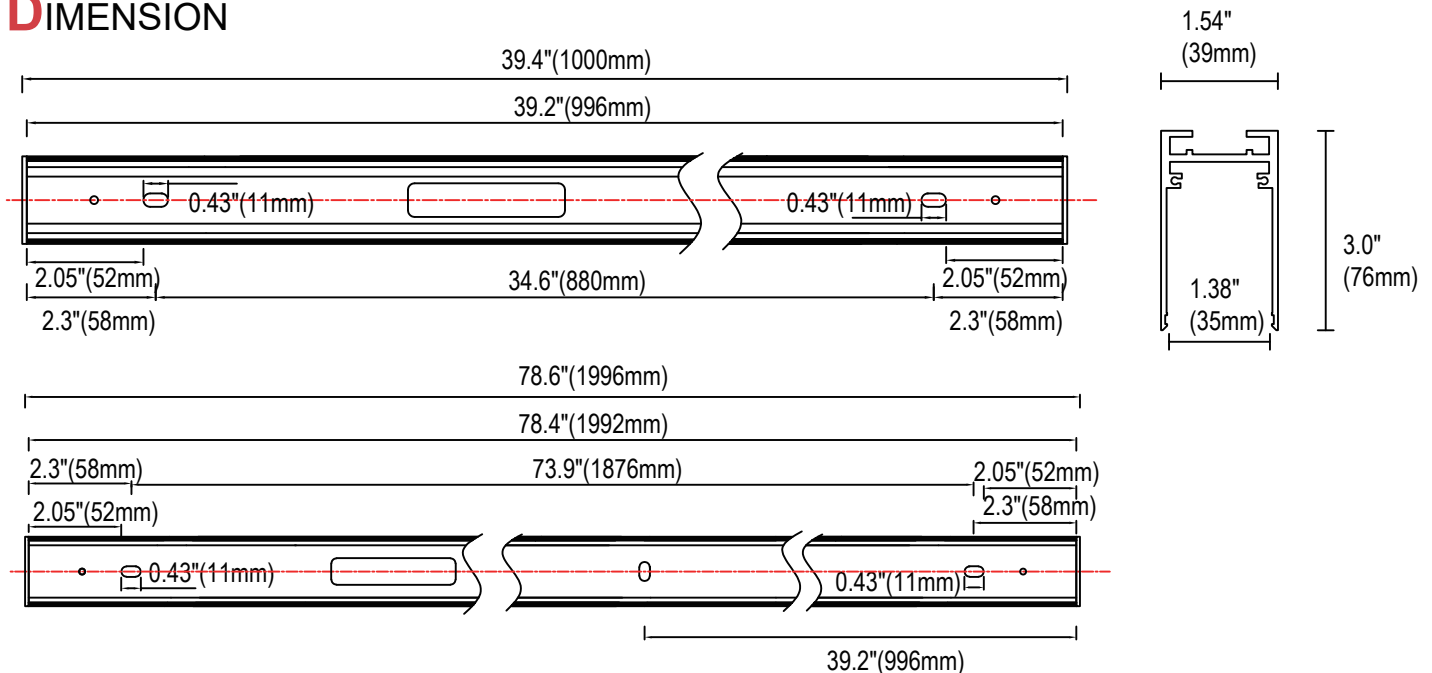
PRODUCT DESCRIPTION

The ultimate in modern aesthetics. It isn't just about track rail, it's also about creating unique lighting configurations. Thanks to different types of corners, the geometrical possibilities really are endless. Light components, ranging from linear, wall washer to adjustable spotlights and decorative pendants snap in the track magnetically, without tools. Standard length is available in 1, 2 & 3 meter sections and can be surface, recessed or pendant mounted.

GENERAL SPECIFICATION

Material	Aluminum
Color	RAL9004 Black/RAL 9003 White
Input Voltage	24Vdc
Input Current	8A Max

DIMENSION



Ordering Information

Example: MTS1M-24V-BK

Series	Length ¹	. Voltage	Installation	- Frame Finish
MTS -Magnetic Track Profile	1M -39"	- 24V-24Vdc ²	Need to order and ship separately ³	- BK -Black ⁴
	2M -79"			Optional
	3M -118"			WH -White ⁴
			PMK - Pendant Mount Kits	
			SMK- Surface Mount Kits	
			RMK- Recessed Mount Kits	

Notice:

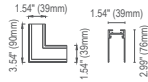
1. Custom track length is optional. If for special track length and pattern demand, please contact Customer Service. Continuous run mount can't exceed 50 meters (164 ft), otherwise voltage drop will occur.
2. 24V constant voltage LED drivers can be chosen in the following driver list or supplied by customer. The total fixture wattages can't exceed 300W.
3. Different mounting kits need to be bought separately. Please check the details in the following accessory list.
4. Black finish is standard. Custom color is available for a premium setup fee. Consult customer service for additional information.

ACCESSORIES (ORDER AND SHIP SEPARATELY)

CORNER

L Corner

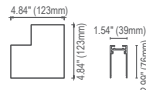

■ Sandy Black □ Sandy White



MTS-LC-BK

Inner Corner

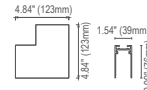
■ Sandy Black □ Sandy White



MTS-IC-BK

Outer Corner

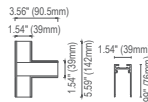
■ Sandy Black □ Sandy White



MTS-OC-BK

T corner

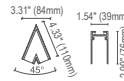
■ Sandy Black □ Sandy White



MTS-TC-BK

45D corner

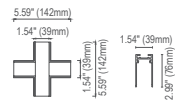

■ Sandy Black □ Sandy White



MTS-VC-BK

CROSS corner

■ Sandy Black □ Sandy White



MTS-CC-BK

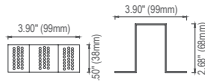
MOUNTING

Recessed kit

■ Sandy Black □ Sandy White



Recess mounting kit for magnetic track.



MTS-RM-BK

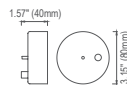
* 2 pieces per set.

Pendant kit-A

■ Sandy Black □ Sandy White



Suspension 47.24"(1200mm) with electrical wire (1 pc).



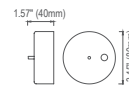
MTS-PM-A-BK

Pendant kit-B

■ Sandy Black □ Sandy White



Suspension 47.24"(1200mm) (1 pc).



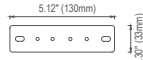
MTS-PM-B-BK

Track connector

■ Sandy Black □ Sandy White



Profile connection.




MTS-CNCT-BK

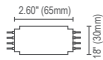
* The track connector must be worked together with power plate

Power plate 2.56" (65mm)

■ Sandy Black □ Sandy White



Electric connection, with 2 pins.



MTS-PP-65-BK

Surface Mount Kits

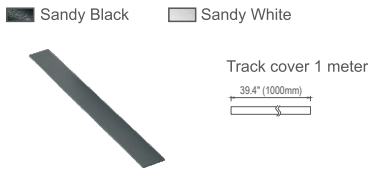
■ Sandy Black □ Sandy White



MTS-SM-BK


Surface mounted for magnetic track, includes 4pcs

Track cover



MTS-COVER-BK

Driver box



MTS-DBOX-BK

Track bridge



MTS-TB-BK

CONSTANT VOLTAGE LED DRIVER LIST
(ORDER AND SHIP SEPARATELY)

NON-DIMMABLE LED DRIVER

75W



XLG-75-24-A

75W, non-dimmable
Size: 7.09"x2.48"x1.40"
(180x63x35.5mm)
input voltage: AC100-305V,
output voltage: 24V DC

100W



XLG-100-24-A

100W, non-dimmable
Size: 7.09"x2.48"x1.40"
(180x63x35.5mm)
input voltage: AC100-305V,
output voltage: 24V DC

150W



XLG-150-24-A

150W, non-dimmable
Size: 7.09"x2.48"x1.40"
(180x63x35.5mm)
input voltage: AC100-305V,
output voltage: 24V DC

200W



XLG-200-24-A

200W, non-dimmable
Size: 7.09"x2.48"x1.40"
(180x63x35.5mm)
input voltage: AC100-305V,
output voltage: 24V DC

5 IN 1 DIMMABLE LED DRIVER

80W



KVG-24080-DWJ

80W, Triac/0-10V/1-10V/10V PWM
input voltage: 120-277V
output voltage: 24V DC

100W



KVG-24100-DWJ

100W, Triac/0-10V/1-10V/10V PWM
input voltage: 120-277V
output voltage: 24V DC

150W



KVG-24150-DWJ

150W, Triac/0-10V/1-10V/10V PWM
input voltage: 120-277V
output voltage: 24V DC

200W



KVG-24200-DWJ

200W, Triac/0-10V/1-10V/10V PWM
input voltage: 120-277V
output voltage: 24V DC

300W



KVG-24300-DWJ

300W, Triac/0-10V/1-10V/10V PWM
input voltage: 120-277V
output voltage: 24V DC

DALI INTELLIGENT LED DRIVER

100W



LM-100-24-G1D2

100W, DALI-2, Push DIM
Size: 13.86"x1.69"x1.18"
(352x43x30mm LxWxH)
input voltage: AC120-277V,
output voltage: 24V DC

Warranty

Five year limited warranty.

Working temperature: -20°C to + 40°C(-4 °F to 104°F)