



Above All Lighting's Slim Strip features a slim, low-profile and traditional design with diffused lens. Comes in 4ft and 8ft. Color temperature selectable, 3000K, 3500K and 4000K in one fixture. 130LPW is standard. 150LPW is for option. Microwave motion sensor and up-light reflector are available. It can be widely used in warehouse, office, garage, display shop and other commercial applications.

TECHNICAL DATA

Length	4ft, 8ft
CRI	80
CCT	Selectable 3000K/3500K/4000K
Driver	0-10V Dimming
Input Voltage	120-347V, 50/60Hz
Operating Temp.	-4°F to 95°F (-20°C to 35°C)
Certifications	cULus conforms to UL Std. 1598Cert. to CSA Std. C22.2 No.250.0 Suitable for damp locations RoHs compliant
Power Factor	>0.88 at full load
Harmonic Distortion	<20% at full load
Projected Lifetime	L70-100,000 Hours



Apertured. Reflector available.

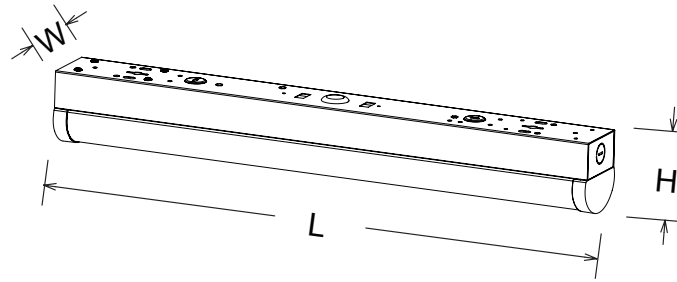


Filed selectable (3000K, 3500K, 4000K in one). Wattage selectable.

FEATURES

- Wide voltage 120-347V.
- CCT selectable (3000K, 3500K, 4000K in one).
- Wattage selectable.
- 8% up-light and no glare.
- Microwave motion sensor available.
- Apertured reflector optional.

4ft	8ft
Length: 48.03"	Length: 95.98"
Width: 2.95"	Width: 2.95"
Height: 3.26"	Height: 3.26"



EXAMPLE: SSTR12D-SP1-SW8


SSTR					
1. Slim Strip	2. Dimension	3. Dimmable	4. Wattage	5. CCT	6. Voltage
SSTR	12 4ft	D 0-10V Dimmable	SP1 Selectable Power 40W/32W/28W ¹	Selectable CCT SW Selectable White 3000K 3500K 4000K ²	8 120-347V
	24 8ft	D 0-10V Dimmable	SP2 Selectable Power 62W/50/43W ¹		
	7. Lighting Effect	8. Control			
BLANK 130LPW ³ P 150LPW ³	MSW Microwave Motion Sensor ⁴				

1. 4ft @ 40W and 8ft @ 62W are default setting.
2. 4000K is default setting.
3. 130LPW is standard. DLC is not available for the version of 150LPW. It may take long time for the version of 150LPW. Please contact Customer Service in advance.
4. Microwave sensor: default mounting height 20ft (6m) max. Dimming default setting is BH-Level dim, 50% on vacancy and 100% on Occupancy. Besides, daylight sensor default setting is disable. Other dimming levels such as 20% or 30%, ON/OFF function and daylight sensor can be set by the remote controller MH10.
5. White finish is standard. Custom color is available for a premium setup fee. Consult customer service for additional information.

ACCESSORIES (ORDERED SEPARATELY)



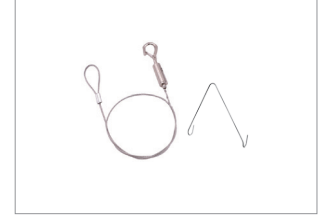
90331
SSTR12-URF^{1&3}
Uplight Reflector for 4ft
and 8ft strip.



91168
SSTRP12-WG^{2&3}
Wire guard for 4ft and 8ft
slim strip.



90576
MH10
Remote control for MSW.



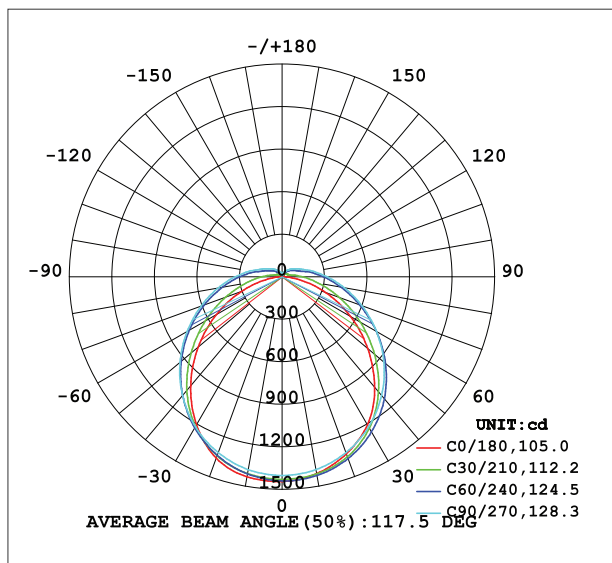
90759
STR-PMK
Pendant Mount Kits for
strip (a pair).

NOTE:

1. If this reflector will be installed at one side, then one piece for 4ft and two pieces for 8ft. If this reflector will be installed at both two sides, then two pieces for 4ft and four pieces for 8ft.
2. If for 8ft please order two pieces.
3. The reflector and wire guard can't be installed at the same time.

PHOTOMETRY

All published luminaire photometric testing performed to IESNA LM-79-08 standards by a NVLAP certified laboratory. IESNA LM-79-08 specifies the entire luminaire as the source resulting in a fixture efficiency of 100%. Results may vary per actual order.



PERFORMANCE DATA

Lumen values are measured by third party certified laboratories performed in accordance with IESNA LM-79-08 as well as Lighting Facts listed.

Frosted Lens 130LPW

Wattage	Lumen Output	Size	CRI	AC Input 120V	CCT	LPW
28W	3780lm	4ft	80	0.23A	3500/4000K	135
32W	4320lm	4ft	80	0.27A	3500/4000K	135
40W	5200lm	4ft	80	0.33A	3500/4000K	130
62W	8060lm	8ft	80	0.52A	3500/4000K	130
50W	6750lm	8ft	80	0.42A	3500/4000K	135
43W	5800lm	8ft	80	0.36A	3500/4000K	135

NOTE:

1. Multiplier for 3000K is 0.94 .

Frosted Lens 150LPW

Wattage	Lumen Output	Size	CRI	AC Input 120V	CCT	LPW
28W	4340lm	4ft	80	0.23A	3500/4000K	155
32W	4960lm	4ft	80	0.27A	3500/4000K	155
40W	6000lm	4ft	80	0.33A	3500/4000K	150
62W	9300lm	8ft	80	0.52A	3500/4000K	150
50W	7750m	8ft	80	0.42A	3500/4000K	155
43W	6660lm	8ft	80	0.36A	3500/4000K	155

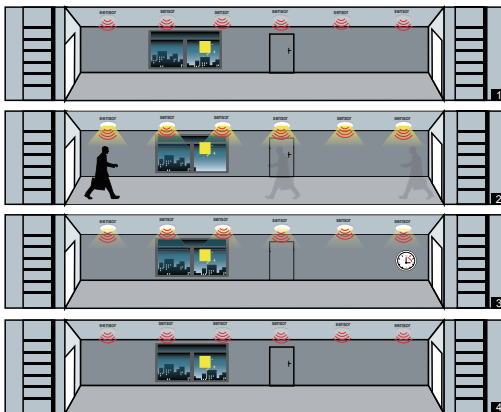
Lumen Ambient Temperature (LAT) Multipliers

Use these factors to determine relative lumen output for average ambient temperature from -4°F to 95°F (-20°C to 35°C).

Ambient		
Celsius	Fahrenheit	Multiplier
0	32	1.06
10	50	1.03
20	68	1.01
25	77	1.00
30	86	0.99
40	104	0.97

MICROWAVE DIMMING SENSOR

The sensor is an innovative motion sensor, switch on the light on detection of movement, and switch off after a hold time when there is no motion detected.



1. No motion detected, all lamps switch off.
2. Any movement is detected from any direction, all lamps synchronously switch on.
3. No motion is detected in detection area, all lamps synchronously dim to a low light level after hold time.
4. After stand-by period, the lamps switch off if no movement is detected in the detection zone.

MICROWAVE DIMMING SENSOR SETTING

Sensor data can be precisely set for each specific application by a remote controller which need to be bought separately.

Detection area

Detection area can be reduced by selecting the combination on the remote controller to fit precisely each application.
Optional Setting: 100%/75%/50%/25%.

Default Setting: 100%

Hold time

Refers to the time period the lamp remains at 100% illumination after no motion detected.

Optional Setting: 5s/10s/1min/3min/5min/10min/20min/30min.

Default Setting: 20mins

Stand-by period

Refers to the time period the lamp remains at a low light level before it completely switches off in the long absence of people.

When set to "+∞" mode, the low light is maintained until motion is detected.

Optional Setting: 0s/10s/1min/3min/5min/10min/30min/+∞.

Default Setting: +∞

Notes: If just need ON/OFF function, please set the stand-by period in "0s" mode by the remote controller.

Daylight sensor

The sensor can be set to only allow the lamp to illuminate below a defined ambient brightness threshold. When set to Disable mode, the daylight sensor will switch on the lamp when motion is detected regardless of ambient light level. 50lux, 30lux: twilight operation, 10lux, 5lux: darkness operation only. Note that daylight sensor is active only when lamp totally switches off.

Optional Setting: 5lux/15lux/30lux/50lux/100lux/150lux/Disable.

Default Setting: Disable

Stand-by dimming level

The low light level you would like to have after the hold time in the long absence of people.

Optional Setting: 10%/20%/30%/50%.

Default Setting: 50%

WARRANTY

5 years limited warranty.

Specifications subject to change without notice

Note:

Please refers to the instruction manual for motion sensor default setting.