

PRIME FOCUS LIGHT

Pendant and Surface Mount




Prime Focus Round Light elevates the Focus family with refined precision. The fixture is available in diameters ranging from 1ft to 4ft. Featuring an advanced optical system, it delivers exceptional visual comfort and sophisticated aesthetics. Flexible installation options include pendant and surface mounting. With optional direct and indirect lighting distributions, Prime Focus is ideal for premium commercial and high-end residential applications.

TECHNICAL DATA

Wattage	
Direct	15W, 20W, 25W, 40W, 90W, 150W, 180W, 220W
Direct and Indirect	50W, 80W, 120W, 150W, 220W
CCT	3000K, 3500K, 4000K
Driver	0-10V dimming
CRI	90
Input Voltage	120-277V, 50/60Hz
Projected Lifetime	L70-50,000 Hours
Operating Temp.	-4°F to 104°F (-20°C to 40°C)
Certifications	cETLus conforms to UL Std. 1598 Cert. to CSA Std. C22.2 No.250.0 RoHS compliant Suitable for damp locations
Power Factor	>0.9 at full load
Harmonic Distortion	<20% at full load

FEATURES

- **Versatile Configurations:** Available as standard lighting or acoustic-only (no light) versions.
- **Flexible Lighting & Control:** Offers optional direct/indirect light distributions and supports 0-10V dimming.
- **High Performance & Efficiency:** Delivers superior energy efficiency with ≥ 85 lm/W, ensuring bright and economical operation.

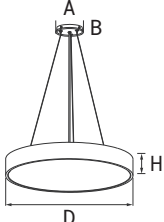
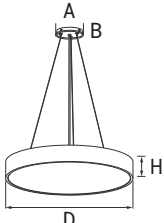
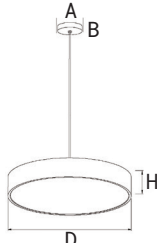
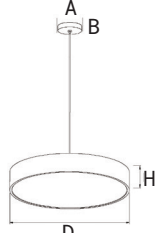


SPECIFICATION

Dimension

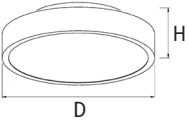
Aircraft Cable and Wire Cord Length: 59" (1500mm).

Pendant Rod Length: 47.2" (1200mm).

Suspended Direct 	Wattage		Dimension			
	Direct	Indirect	D	H	A	B
	15W	-	1 ft (11.8")	3.1"	10.0"	1.38"
	20W	-	1ft 4inch (15.7")	3.1"	10.0"	1.38"
	25W	-	1ft 7inch (18.9")	3.1"	10.0"	1.38"
	40W	-	2ft (23.6")	3.1"	10.0"	1.38"
	90W	-	3ft (35.4")	3.1"	10.0"	1.38"
	180W	-	4ft (47.2")	3.1"	1ft 2inch (13.8")	1.38"
	220W	-	4ft 11inch (59")	3.1"	1ft 6inch (17.7")	1.38"
Suspended Direct and Indirect 	Wattage		Dimension			
	Direct	Indirect	D	H	A	B
	30W	20W	1ft 7inch (18.9")	3.1"	10.0"	1.38"
	50W	30W	2ft (23.6")	3.1"	10.0"	1.38"
	72W	48W	3ft (35.4")	3.1"	1ft 2inch (13.8")	1.38"
	132W	88W	4ft (47.2")	3.1"	1ft 6inch (17.7")	1.38"
	132W	88W	4ft 11inch (59")	3.1"	1ft 6inch (17.7")	1.38"
Stem Direct 	Wattage		Dimension			
	Direct	Indirect	D	H	A	B
	15W	-	1 ft (11.8")	3.1"	5"	1.4"
	20W	-	1ft 4inch (15.7")	3.1"	5"	1.4"
	25W	-	1ft 7inch (18.9")	3.1"	5"	1.4"
	40W	-	2ft (23.6")	3.1"	5"	1.4"
	90W	-	3ft (35.4")	3.1"	5"	1.4"
	180W	-	4ft (47.2")	3.1"	5"	1.4"
Stem Direct and Indirect 	Wattage		Dimension			
	Direct	Indirect	D	H	A	B
	30W	20W	1ft 7inch (18.9")	3.1"	5"	1.4"
	50W	30W	2ft (23.6")	3.1"	5"	1.4"
	72W	48W	3ft (35.4")	3.1"	5"	1.4"
	132W	88W	4ft (47.2")	3.1"	5"	1.4"

SPECIFICATION

Dimension

Surface Mounted Direct 	Wattage		Dimension	
	Direct	Indirect	D	H
	15W	-	1 ft (11.8")	3.7"
	20W	-	1ft 4inch (15.7")	3.7"
	25W	-	1ft 7inch (18.9")	3.7"
	40W	-	2ft (23.6")	3.7"
	90W	-	3ft (35.4")	3.7"
	150W	-	4ft (47.2")	3.7"
	200W	-	4ft 11inch (59")	3.7"

PERFORMANCE DATA

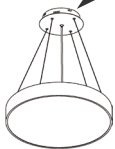
Lumen values are measured by third party certified laboratories performed in accordance with IESNA LM-79-08 as well as Lighting Facts listed.

Wattage	Diameter	Lumen Output	CRI	CCT
15W	1 ft (11.8")	1308 lm	90	4000K
20W	1ft 4inch (15.7")	1893 lm	90	4000K
25W	1ft 7inch (18.9")	2209 lm	90	4000K
40W	2ft (23.6")	3488 lm	90	4000K
90W	3ft (35.4")	7414 lm	90	4000K
180W	4ft (47.2")	15021 lm	90	4000K
220W	4ft 11inch (59")	19155 lm	90	4000K

ORDERING INFORMATION

For Pendant Mount

EXAMPLE: PFRD24-40-40901-ACPMK-WH

PFR								
Series	Distribution	Dia. - Wattage	CCT	CRI	Voltage	Installation	Control	Finish
PFR Prime Focus Round Light	D Direct	12-15 Ø11.8"-15W	30 3000K	90 90+	1 120V-277V	ACPMK Aircraft Cable Mount Kits RPMK Rod Pendant Mount Kits	BLANK 0-10V Dimming Driver <i>Driver inside canopy.</i> 	WH¹ White ¹ BK Black Optional Finish Colors (Need Additional Charge)¹
		16-20 Ø15.7"-20W	35 3500K					
		19-25 Ø18.9"-25W	40 4000K					
		24-40 Ø23.6"-40W						
		35-90 Ø35.4"-90W						
		47-180 Ø47.2"-180W						
		59-220² Ø59"-220W <i>59-220 only available for ACPMK.</i>						
	ID Indirect and Direct	19-50 Ø18.9"-50W						
		24-80 Ø23.6"-80W						
		35-120 Ø35.4"-120W						
		47-220 Ø47.2"-220W						
		59-220² Ø59"-220W <i>59-220 only available for ACPMK.</i>						


NOTE:

1. The standard finish color is White. Custom finish colors are available at an additional charge. Please contact Customer Service for premium options.
2. 59-220 is only available for Aircraft Cable Mount (ACPMK).

ORDERING INFORMATION

For Surface Mount

EXAMPLE: PFRD24-40-40901-SMK-WH

PFR								
Series	Distribution	Dia. - Wattage	CCT	CRI	Voltage	Installation	Control	Finish
PFR Prime Focus Round Light	D Direct	12-15 Ø11.8"-15W	30 3000K	90 90+	1 120V-277V	SMK Surface Mount Kits	BLANK 0-10V Dimming Driver <i>Driver inside canopy.</i> 	WH¹ White ¹ BK Black Optional Finish Colors (Need Additional Charge) ¹
		16-20 Ø15.7"-20W	35 3500K					
		19-25 Ø18.9"-25W	40 4000K					
		24-40 Ø23.6"-40W						
		35-90 Ø35.4"-90W						
		47-150 Ø47.2"-150W						
		59-200 Ø59"-220W						

NOTE:

1. The standard finish color is White. Custom finish colors are available at an additional charge. Please contact Customer Service for premium options.

ACCESSORIES (ORDERED SEPARATELY AND FIELD INSTALLED)



AAL-EBU-AC15D-YYY

Remote 15W LED Emergency
Battery Back-up 120-347VAC.

AAL-EBU-AC25D-YYY

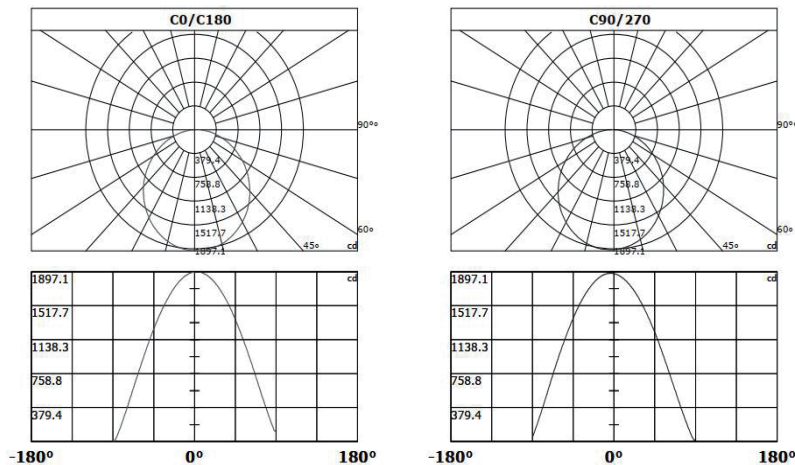
Remote 25W LED Emergency
Battery Back-up 120-347VAC.

NOTE:

1. The 15W EBU supports up to 100W total lighting load.
2. The 25W EBU supports up to 150W total lighting load.
3. The dimming control wire must be connected.
4. The EBU is Title 20 compliant.

PHOTOMETRY

All published luminaire photometric testing performed to IESNA LM-79-08 standards by a NVLAP certified laboratory. IESNA LM-79-08 specifies the entire luminaire as the source resulting in a fixture efficiency of 100%. Results may vary per actual order.



WARRANTY

5 years limited warranty.

Specifications subject to change without notice.