



Apertured. Reflector available.



Above All Lighting’s Slim Strip features a slim, low-profile and traditional design with diffused lens. Comes in 2ft, 4ft and 8ft. 130LPW is standard. Microwave motion sensor and up-light reflector are available. It can be widely used in warehouse, office, garage, display shop and other commercial applications.

TECHNICAL DATA

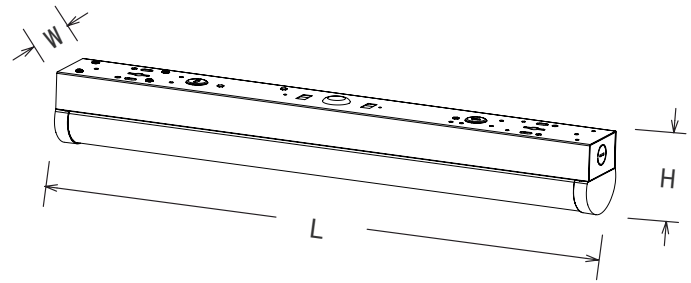
Length	2ft, 4ft, 8ft
CRI	80
CCT	3000K, 3500K, 4000K
Driver	0-10V Dimming Standard
Input Voltage	120-347V, 50/60Hz
Operating Temp.	-4°F to 95°F (-20°C to 35°C )
Certifications	ETL listed
	Suitable for damp locations
	RoHs compliant
Power Factor	>0.88 at full load
Harmonic Distortion	<20% at full load
Projected Lifetime	L70-100,000 Hours

FEATURES

- Wide voltage 120-347V.
- Length comes in 2ft, 4ft and 8ft.
- 8% up-light and no glare.
- Microwave motion sensor available.
- Apertured reflector optional.

## SPECIFICATION

2ft	4ft	8ft
Length: 23.97"	Length: 48.03"	Length: 95.98"
Width: 2.95"	Width: 2.95"	Width: 2.95"
Height: 3.26"	Height: 3.26"	Height: 3.26"



## ORDERING INFORMATION

EXAMPLE: SSTR12D40358-MSW

SSTR							
Slim Strip	Dimension	Dimmable	Wattage	CCT	Voltage	Lighting Effect	Control
SSTR	06 2ft	D 0-10V Dimmable	20 20W	30 3000K	8 120-347V	BLANK 130LPW	MSW Microwave Motion Sensor <sup>2</sup>
	12 4ft	D 0-10V Dimmable	24 24W	35 3500K		P 150LPW <sup>1</sup>	
			32 32W	40 4000K			
			40 40W				
			60 60W				
			60 60W				
SSTR	24 8ft	D 0-10V Dimmable	40 40W				
			65 62W				


### NOTE:

- 130LPW is standard. It may take long time for the version of 150LPW, please contact Customer Service in advance.
- Microwave dimming sensor, for mounting height 20ft max. Dimming default setting is Bi-Level dim, 50% on vacancy and 100% on Occupancy. Besides, daylight sensor default setting is disable. Other dimming levels such as 20% or 30%, ON/OFF function and daylight sensor can be set by the remote controller MH10.
- White finish is standard. Custom color is available for a premium setup fee. Consult Customer Service for additional information.

## ACCESSORIES (ORDERED SEPARATELY)



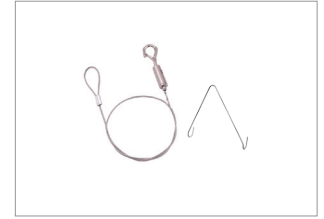
**90331**  
**SSTR12-URF<sup>1&3</sup>**  
Uplight Reflector for 4ft  
and 8ft strip.



**91168**  
**SSTRP12-WG<sup>2&3</sup>**  
Wire guard for 4ft and 8ft  
slim strip.



**90576**  
**MH10**  
Remote control for MSW.



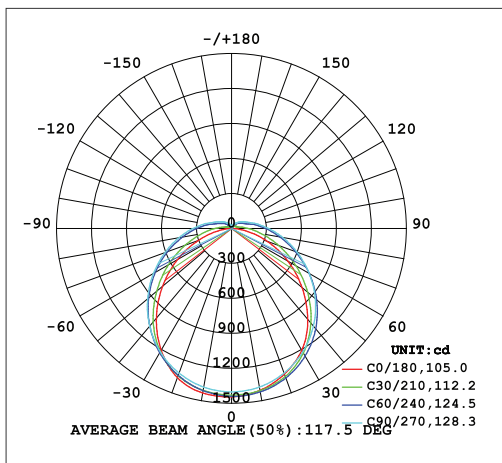
**90759**  
**STR-PMK**  
Pendant Mount Kits for  
strip (a pair).

### NOTE:

1. If this reflector will be installed at one side, then one piece for 4ft and two pieces for 8ft. If this reflector will be installed at both two sides, then two pieces for 4ft and four pieces for 8ft.
2. If for 8ft please order two pieces.
3. The reflector and wire guard can't be installed at the same time.

## PHOTOMETRY

All published luminaire photometric testing performed to IESNA LM-79-08 standards by a NVLAP certified laboratory. IESNA LM-79-08 specifies the entire luminaire as the source resulting in a fixture efficiency of 100%. Results may vary per actual order.



## PERFORMANCE DATA

Lumen values are measured by third party certified laboratories performed in accordance with IESNA LM-79-08 as well as Lighting Facts listed.

### Frosted Lens 130LPW

Wattage	Lumen Output	Size	CRI	AC Input 120V	CCT	LPW
20W	2600lm	2ft	80	0.17A	4000K	130
24W	3120lm	4ft	80	0.20A	4000K	130
32W	4160lm	4ft	80	0.27A	4000K	130
40W	5200lm	4ft	80	0.33A	4000K	130
60W	7800lm	4ft	80	0.50A	4000K	130
62W	8060lm	8ft	80	0.52A	4000K	130

### Frosted Lens 150LPW

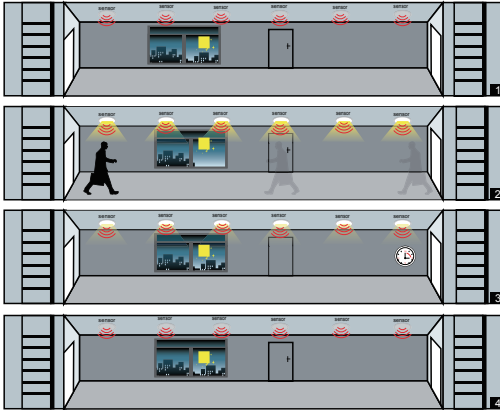
Wattage	Lumen Output	Size	CRI	AC Input 120V	CCT	LPW
20W	3000lm	2ft	80	0.17A	4000K	150
24W	3600lm	4ft	80	0.20A	4000K	150
32W	4800lm	4ft	80	0.27A	4000K	150
40W	6000lm	4ft	80	0.33A	4000K	150
60W	9000lm	4ft	80	0.50A	4000K	150
62W	9300lm	8ft	80	0.52A	4000K	150

#### NOTE:

1. Multiplier for 3500K is 0.96; multiplier for 3000K is 0.93.

## MICROWAVE DIMMING SENSOR

The sensor is an innovative motion sensor, switch on the light on detection of movement, and switch off after a hold time when there is no motion detected.



1. No motion detected, all lamps switch off.
2. Any movement is detected from any direction, all lamps synchronously switch on.
3. No motion is detected in detection area, all lamps synchronously dim to a low light level after hold time.
4. After stand-by period, the lamps switch off if no movement is detected in the detection zone.

## MICROWAVE DIMMING SENSOR SETTING

Sensor data can be precisely set for each specific application by a remote controller which need to be bought separately.

### Detection area

Detection area can be reduced by selecting the combination on the remote controller to fit precisely each application.  
Optional Setting: 100%/75%/50%/25%.

**Default Setting: 100%**

### Hold time

Refers to the time period the lamp remains at 100% illumination after no motion detected.  
Optional Setting: 5s/10s/1min/3min/5min/10min/20min/30min.

**Default Setting: 20mins**

### Stand-by period

Refers to the time period the lamp remains at a low light level before it completely switches off in the long absence of people.  
When set to "+∞" mode, the low light is maintained until motion is detected.  
Optional Setting: 0s/10s/1min/3min/5min/10min/30min/+∞.

**Default Setting: +∞**

Notes: If just need ON/OFF function, please set the stand-by period in "0s" mode by the remote controller.

### Daylight sensor

The sensor can be set to only allow the lamp to illuminate below a defined ambient brightness threshold. When set to Disable mode, the daylight sensor will switch on the lamp when motion is detected regardless of ambient light level. 50lux, 30lux: twilight operation, 10lux, 5lux: darkness operation only. Note that daylight sensor is active only when lamp totally switches off.

Optional Setting: 5lux/15lux/30lux/50lux/100lux/150lux/Disable.

**Default Setting: Disable**

## Stand-by dimming level

The low light level you would like to have after the hold time in the long absence of people.  
Optional Setting: 10%/20%/30%/50%.

**Default Setting: 50%**

## WARRANTY

5 years limited warranty.  
Specifications subject to change without notice

### Note:

Please refers to the instruction manual for motion sensor default setting.