

Thanks to the Curvy series, the Magnetic Track System is more than just straight, become curvaceous. Full circle isn't the purpose, compare to realizing the lines in different and gorgeous shapes. Provided with different types and colors, Curvy series works perfectly with curved profile to build up various scenes.

TECHNICAL DATA

Material	Aluminum
Input Voltage	24VDC
Input Current	8A Max
Color	RAL9004 Black/RAL 9003 White
Certifications	cETL Listed RoHS compliant
Installation	Surface, Pendant, Recessed




Curve Dot



Curve Lin



Curve Cylinder Spot



Curve Round Spot



Curve Square Spot



Curve Glowball



Curve Cylinder Pendant



Curve Meteor Pendant

ORDERING INFORMATION

EXAMPLE: CMTS-11-24V-BK

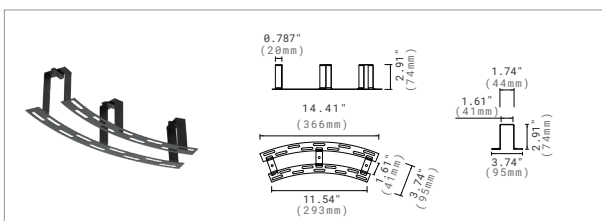
CMTS Series	Length	Voltage	Installation	Frame Finish
CMTS ¹ Curve Magnetic Track Profile ¹	11 In circle 12 In 1/2 circle 14 In 1/4 circle 18 In 1/8 circle	24V² 24VDC ²	Need to Order and Ship Separately³ PMK Pendant Mount Kits SMK Surface Mount Kits RMK Recessed Mount Kits	BK⁴ Black ⁴ WH⁴ White ⁴

NOTE:

- The standard curve track profile and all the curve track light fixtures are for R16.1" (410mm). For special track diameter and size demand, please contact Customer Service.
- 24V constant voltage LED drivers can be chosen in the following driver list. The 24V constant voltage LED drivers also can be supplied by customer.
- Different mounting kits need to be bought separately. Please check the details in the following accessory list.
- Black and white finish is standard. Custom finish colors are available at an additional charge. Please contact Customer Service for premium options.
- Single circuit is standard. Double circuit is optional.

ACCESSORIES (ORDERED AND SHIPPED SEPARATELY)

Recessed Kit



CMTS-RM-BK

Recessed Mounting Kits for Curver Magnetic Track.

Including One Piece.

Sandy Black 

Sandy White 

NOTE:

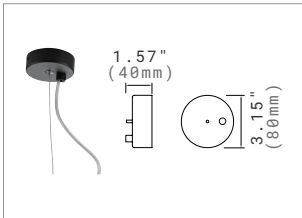
The standard sell quantity is one piece per set.

If for full circle track, 3 pieces recessed mounting kits are suggested.

If for 1/2 curve track, 2 pieces recessed mounting kits are suggested.



If for 1/4 and 1/8 curve track, 1 piece recessed mounting kits is suggested.

Pendant Kit-A

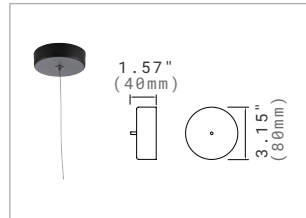


MTS-PM-A-BK

Suspension 47.24inch with Electrical Wire (1pc).



Sandy Black 
 Sandy White 

Pendant Kit-B



MTS-PM-B-BK

Suspension 47.24inch (1pc).



Sandy Black 
 Sandy White 

Surface Mount Kits

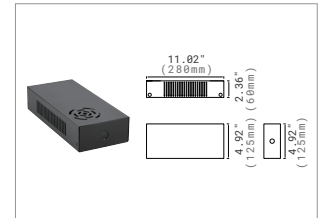


MTS-SM-BK

Surface Mounted for Magnetic Track, includes 4pcs.



Sandy Black 
 Sandy White 

Driver Box



MTS-DBOX-BK

Empty Box.

Sandy Black 
 Sandy White 

CONSTANT VOLTAGE LED DRIVER LIST (ORDERED AND SHIPPED SEPARATELY)

Non-Dimmable LED Driver



XLG-75-24-A

75W, Non-Dimmable.
 Size: 7.09"x2.48"x1.40"
 180mmx63mmx35.5mm.
 Input Voltage: AC100-305V.
 Output Voltage: 24V DC.



XLG-100-24-A

100W, Non-Dimmable.
 Size: 7.09"x2.48"x1.40"
 180mmx63mmx35.5mm.
 Input Voltage: AC100-305V.
 Output Voltage: 24V DC.



XLG-150-24-A

150W, Non-Dimmable.
 Size: 7.09"x2.48"x1.40"
 180mmx63mmx35.5mm.
 Input Voltage: AC100-305V.
 Output Voltage: 24V DC.



XLG-200-24-A

200W, Non-Dimmable.
 Size: 7.09"x2.48"x1.40"
 180mmx63mmx35.5mm.
 Input Voltage: AC100-305V.
 Output Voltage: 24V DC.

5 IN 1 Dimmable LED Driver



KVG-24080-DWJ

80W,
 Triac/0-10V/1-10V/10V
 PWM.
 Input Voltage: 120-277V.
 Output Voltage: 24V DC.



KVG-24100-DWJ

100W,
 Triac/0-10V/1-10V/10V
 PWM.
 Input Voltage: 120-277V.
 Output Voltage: 24V DC.



KVG-24150-DWJ

150W,
 Triac/0-10V/1-10V/10V
 PWM.
 Input Voltage: 120-277V.
 Output Voltage: 24V DC.



KVG-24200-DWJ

200W,
 Triac/0-10V/1-10V/10V
 PWM.
 Input Voltage: 120-277V.
 Output Voltage: 24V DC.



KVG-24300-DWJ

300W,
Triac/0-10V/1-10V/10V PWM.
Input Voltage: 120-277V.
Output Voltage: 24V DC.

DALI Intelligent LED Driver

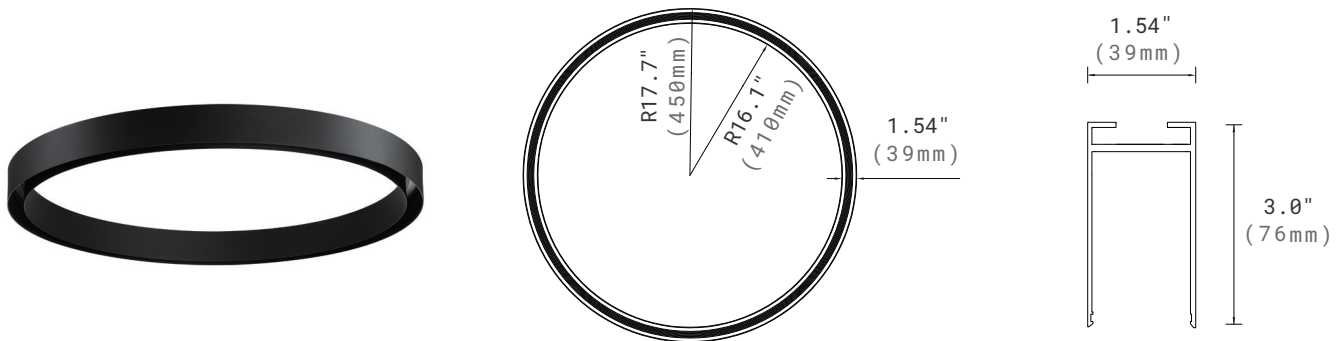


LM-100-24-G1D2

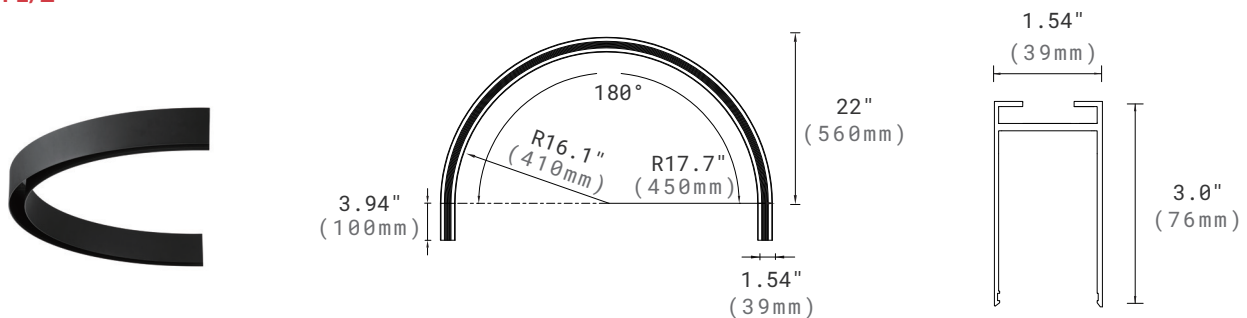
100W, DALI-2, Push DIM.
Size: 13.86"x1.69"x1.18".
352mmx43mmx30mm(LxWxH).
Input Voltage: AC120-277V.
Output Voltage: 24V DC.

DIMENSION

Curve in Circle



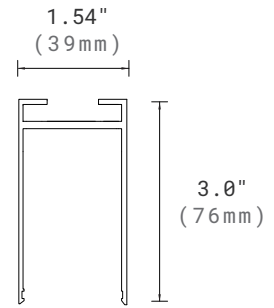
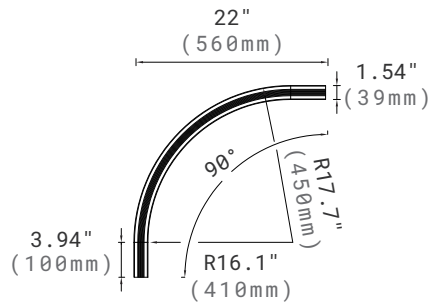
Curve in 1/2



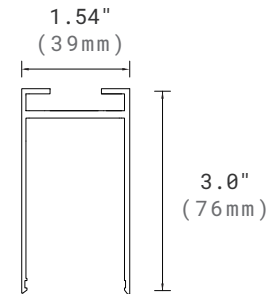
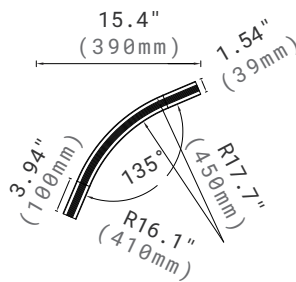
CURVE MAGNETIC TRACK SYSTEM

Magnetic Track Profile

Curve 1/4



Curve 1/8



Full



1/2



1/4



1/8



Creative Design



Creative Design



Creative Design

INSTALLATION



Surface



Pendant




Recessed

CURVE DOT



4W



8W

CURVE LIN




7W

CURVE CYLINDER SPOT



5W



2x5W



10W

CURVE ROUND SPOT



8W



15W

CURVE SQUARE SPOT



10W

CURVE GLOWBALL



5W

CURVE CYLINDER PENDANT



5W



10W

CURVE METEOR PENDANT



5W (4")



5W (8")

WARRANTY

5 year limited warranty.

Specifications subject to change without notice.

Ref#: 20260327