

STRAIGHT MAGNETIC TRACK PROFILE

Recessed with Flange



TECHNICAL DATA

Magnetic Track Profile Recessed with Flange

Material	Aluminum
Finish Color	RAL9004 Black/RAL 9003 White
Input Voltage	24VDC
Input Current	8A max.
Certifications	ETL listed RoHS compliant

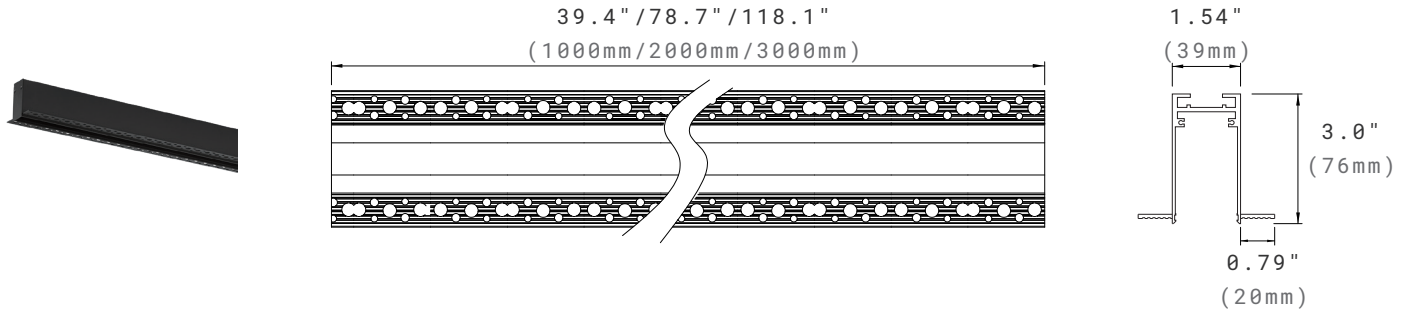
PACKAGE INFORMATION

Item	Qty/Ctn (pcs)	N.W/Ctn (kgs/lbs)	G.W/Ctn (kgs/lbs)	LxWxH (cm/inch)
1 Meter Profile	6	11.7kgs/ 25.79lbs	12.6kgs/ 27.78lbs	105cmx36cmx22cm/ 41.34"x14.17"x8.66"
2 Meter Profile	6	23.4kgs/ 51.59lbs	24.1kgs/ 53.13lbs	205cmx36cmx22cm/ 80.71"x14.17"x8.66"
3 Meter Profile	3	17.4kgs/ 38.36lbs	19.2kgs/ 42.33lbs	305cmx36cmx22cm/ 120.08"x14.17"x8.66"

STRAIGHT MAGNETIC TRACK PROFILE

Recessed with Flange

DIMENSION



ORDERING INFORMATION

EXAMPLE: MTS-RF-1M-24V-BK

MTS-RF				
Series	Length ¹	Voltage	Installation	Frame Finish
MTS-RF Magnetic Track Profile Recessed with Flange	1M	24V ²	BLANK Recessed with Flange	BK ³
	39"	24VDC ²		Black ³
	2M			WH ³
	79"			White ³
	3M			
	118"			

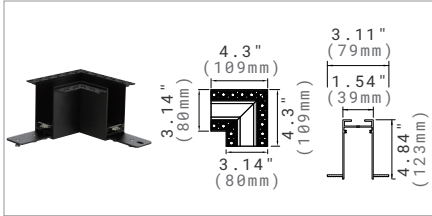
NOTE:

1. Custom track length is optional. If for special track length and pattern demand, please contact Customer Service. Continuous run mount can't exceed 1968.5" (50 meters), otherwise voltage drop will occur.
2. 24V constant voltage LED drivers can be chosen in the following driver list or supplied by customer. The total fixture wattages can't exceed 300W.
3. Black and white finish is standard. Custom finish colors are available at an additional charge. Please contact Customer Service for premium options.



ACCESSORIES (ORDERED AND SHIPPED SEPARATELY)

CORNER

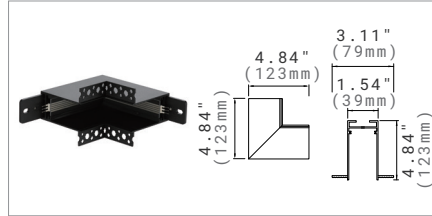
L Corner



MTS-RF-LC-BK

Sandy Black 
 Sandy White 

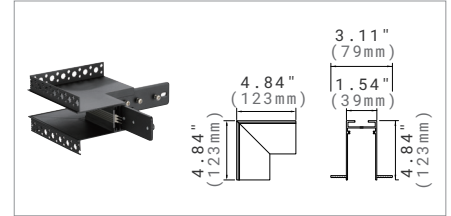
Inner Corner





MTS-RF-IC-BK

Sandy Black 
 Sandy White 

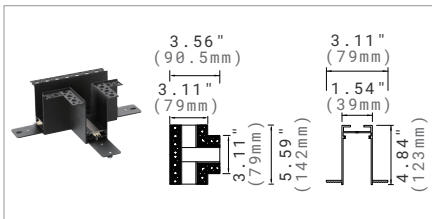
Outer Corner





MTS-RF-OC-BK

Sandy Black 
 Sandy White 

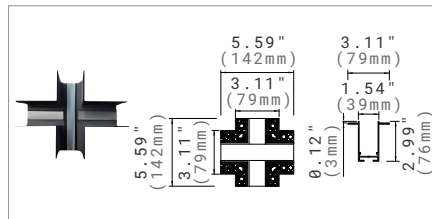
T Corner





MTS-RF-TC-BK

Sandy Black 
 Sandy White 

Cross Corner




MTS-RF-CC-BK


Sandy Black 
 Sandy White 

MOUNTING

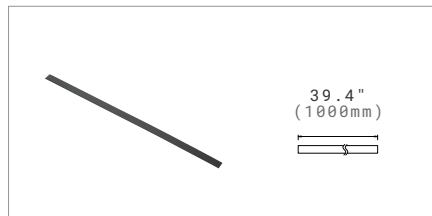
Track Connector




MTS-CNCT-BK

Profile Connection.
 Sandy Black 

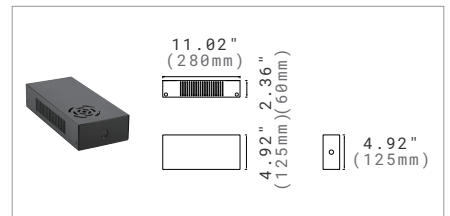
Track Cover




MTS-RF-COVER-BK

Track Cover 39.4" (1 meters).
 Sandy Black 

Driver Box




MTS-DBOX-BK

Empty Box.
 Sandy Black 

Track Bridge



MTS-TB-BK

Current: Max 8A,
Power: Max 200W.
Sandy Black 

CONSTANT VOLTAGE LED DRIVER LIST (ORDERED AND SHIPPED SEPARATELY)

5 IN 1 Dimmable LED Driver



KVG-24080-DWJ

80W,
Triac/0-10V/1-10V/10V
PWM.
Input Voltage: 120-277V.
Output Voltage: 24V DC.



KVG-24100-DWJ

100W,
Triac/0-10V/1-10V/10V
PWM.
Input Voltage: 120-277V.
Output Voltage: 24V DC.



KVG-24150-DWJ

150W,
Triac/0-10V/1-10V/10V
PWM.
Input Voltage: 120-277V.
Output Voltage: 24V DC.



KVG-24200-DWJ

200W,
Triac/0-10V/1-10V/10V
PWM.
Input Voltage: 120-277V.
Output Voltage: 24V DC.



KVG-24300-DWJ

300W,
Triac/0-10V/1-10V/10V
PWM.
Input Voltage: 120-277V.
Output Voltage: 24V DC.



LM-100-24-G1D2

100W,
DALI-2/Push DIM.
Size: 13.86"x1.69"x1.18".(LxWxH)
Input Voltage: AC120-277V.
Output Voltage: 24V DC.